

---

2025

2026-006

2026 3

---

2025

)

(

"

"

"

"

10

3

0

10

0







---


2025

---

2025 1 1 2025 12 31

PCS





{ \*€p0 t€•%,,Q2f' U %āī''' Q2,, Qb^ō " ° 6 x P Vd1 5•0 ¼'



---

1

2

2025

2024

2023

---

1 --



# 支付服务

1

嘉联支付

Payka

2

## 国内收单业务

- ✓ 银行卡收单
- ✓ 二维码收单

## 场景数字化服务

- ✓ 嘉联云店
- ✓ 商户SAAS
- ✓ 共享充电宝
- ✓ 政府消费券
- ✓ 数电发票
- ✓ 流量广告
- ✓ 银行合作
- ✓ 开放平台

## 跨境支付及全球收单业务

- ✓ B2B 跨境贸易收款
- ✓ B2C 跨境电商收款
- ✓ 全球收单





" " " " " "



||

" "

---

1

"

"

---

"

"

~~SP~~  
M,  
;

" "





---

	1. 56	3. 91				
	2, 030, 439, 38	1, 435, 210, 96	29. 32%	- 9. 21%	5. 69%	- 9. 96%
	6. 57	4. 40				
	1, 149, 459, 04	652, 183, 834.	43. 26%	26. 14%	27. 14%	- 0. 45%
	2. 24	30				
	1, 143, 470, 55	671, 613, 142.				
	5. 05	02				

6

7

8

	714, 859, 607. 72
	22. 48%
	0. 00%

5

1		257, 850, 971. 71	8. 11%
2		178, 072, 645. 57	5. 60%
3		105, 240, 100. 89	3. 31%
4		102, 971, 476. 55	3. 24%
5		70, 724, 413. 00	2. 22%
	--	714, 859, 607. 72	22. 48%

	295, 520, 537. 51
	13. 24%
	0. 00%

5

1		84, 643, 090. 48	3. 79%
2		63, 929, 690. 49	2. 86%
3		60, 651, 271. 87	2. 72%
4		44, 410, 511. 57	1. 99%
5		41, 885, 973. 10	1. 88%
	--	295, 520, 537. 51	13. 24%

10%

---

3

	2025	2024		
	151, 118, 101. 34	204, 739, 158. 10	- 26. 19%	
	235, 249, 789. 82	230, 526, 383. 29	2. 05%	
	- 18, 451, 295. 67	- 55, 524, 840. 93	66. 77%	
	286, 790, 299. 17	276, 645, 931. 45	3. 67%	

4



PCS

PCS

PayKka				
PayKka	KYC KYT		KYC/KYT	

	2025	2024	
	545	563	- 3. 20%
	39. 15%	35. 84%	3. 31%
:->			
	452	462	- 2. 16%
	46	37	24. 32%
:->			
30	179	192	- 6. 77%
30-40	302	312	- 3. 21%
40	64	59	8. 47%

	2025	2024	2023
	286, 790, 299. 17	276, 645, 931. 45	276, 446, 654. 96
	9. 02%	8. 79%	7. 27%
	0. 00	0. 00	0. 00
:->	0. 00%	0. 00%	0. 00%
ρ	0. 00%	0. 00%	0. 00%

	3, 774, 637, 341. 07	3, 391, 490, 218. 29	11. 30%
	405, 586, 312. 27	716, 432, 424. 17	- 43. 39%
	8, 975, 738, 795. 81	3, 182, 493, 689. 01	182. 03%
	10, 255, 648, 329. 22	3, 241, 784, 485. 49	216. 36%
	- 1, 279, 909, 533. 41	- 59, 290, 796. 48	- 2, 058. 70%
	243, 150, 473. 28	524, 053, 405. 20	- 53. 60%
	570, 665, 584. 47	801, 183, 524. 00	- 28. 77%
	- 327, 515, 111. 19	- 277, 130, 118. 80	- 18. 18%
	- 1, 229, 696, 863. 99	386, 145, 858. 23	- 418. 45%

☒ F2+X ¶ = F2+X

- 1 43. 39%
- 2 2058. 7%
- 3 418. 45%



	0.00	0.00	0.00		0.00	0.00		0.00
--	------	------	------	--	------	------	--	------

3

1

1

92,381,496.22	281,300.00	32,740.92%

2

3

				1,848,496.22	1,848,496.22						2024 11 27	2024 11 27
												www .cni n f.o.co





---

--	--	--

"

"



n

NPJ...18 NPJ...8





" "

" "

" "

Г







---

2025 04 11					2024	2025 4 11 2025 4 11
2025 11 20						2025 11 20 2025 11 20

"

"

"

"



2 ---

2 ---

9

3

2025

9

12

2025

H

2 ---

---

1




---


	2023	2026			
44	05 24	05 24	20,00 0		20,00 0
	2020	2026			
60	05 07	05 24	0		0
	2020	2026			
57	05 07	05 24	0		0
	2023	2026			
54	05 24	05 24	0		0
	2025	2026			
32	06 17	05 24	0		0
	2020	2026			
38	10 28	05 24	100,0 00	0 0	100,0 00

2 2 2 2 2  
2

052







			1997 04 15		
			2018 03 02		
			2016 06 08		
			1997 04 15		
			2009 01 01		
			2017 10 26		
			2020 12 24		
			2023 09 15	2026 09 14	
			2022 12 05	2028 12 13	
			1998 01 01		
			2019 06 02	2021 06 30	



59	303.41
55	0
56	123.85
48	476.6
44	481.73
60	12.5
57	12.5
54	12.5

	3	3	0	0	0		1
--	---	---	---	---	---	--	---

2

3

		5	2025 03 18	2024  2024 2025  2024  2024  (  )		2024	

SP

COOP

2025

2024

2025

2024

2024

» D 103, È

α 0 8

2025

2025 α 073, EAP  
18

» D 103, È

25

			2025 08 22	H			
			2025 10 22	2025 2025		2025 2025	
		6	2025 03 18	2024			
			2025 04 18	2022			



---

			2025 10 22	2025		2025	
		1	2025 08 22				
		1	2025 08 22	H		H	

---

				H			
--	--	--	--	---	--	--	--

1

	106
	1, 286
	1, 392
	1, 392
	5
	302
	217
	545
	41
39	
248	
1, 392	

---

3

306      2025      508      4,149      11,665.71      2025

4

	783,276.14
	22,091,854.15

2024      2025      3      28      2024      2025      2024      2025      6      17

2025	2025	8	26	10	2
\$	16	6	0	€	10
\$	16	6	0	€	10
\$	16	6	0	€	10
\$	16	6	0	€	10
\$	16	6	0	€	10
\$	16	6	0	€	10
\$	16	6	0	€	10
\$	16	6	0	€	10
\$	16	6	0	€	10
\$	16	6	0	€	10

10	0
10	3
10	0
	567,299,123
	170,189,736.90
	0.00
170,189,736.9	
	431,986,748.58
	100.00%



		100,0 00	300,0 00	100,0 00	100,0 00	13,9	300,0 00						
		50,00 0	200,0 00	50,00 0	0		200,0 00						
		250,0 00	200,0 00	250,0 00	0		200,0 00						
		50,00 0	200,0 00	50,00 0	0		200,0 00						
		50,00 0	200,0 00	50,00 0	0		200,0 00						
		50,00 0	200,0 00	50,00 0	7,500	13,9	200,0 00						
		0	200,0 00	0	0		200,0 00						
		0	200,0 00	0	0		200,0 00						
	--	550,0 00	1,700 ,000	550,0 00	107,5 00	--	1,700 ,000	--	0	0	0	--	0


---

2






1



2026 03 28

2025

B

	0
	0
	0
	0

2

2025 12 31	
	2026 03 28
	2026 3 28 www.cninfo.com.cn 2025

2026

ESG

---

1



			" ( )	2010 09 30	2010 9 30 9999 12 31	
			5% "	2010 09 30	2010 9 30 9999 12 31	
		"		2010 09 30	2010 9 30 9999 12 31	

			"			
			25%	2010 09 30	2010 9 30 9999 12 31	

2

3

"

"

"

"

3

2

1

Astrobit Technology Inc	

2


	140
	2
	1

( ) 2025

140 ,

105

35

---

( )			( )	( )	( )		
	2,162.45						
	1,287.08						

1

2

3

---

4



5



6



7



1

1



2



3



2






	2025 03 29	120,000	2025 09 09	10,000				2025 9 9	
								2026 6 6	
	2025 03 29	120,000	2025 11 12	9,000				2025 11 12	
								2026 11 11	
	2025 03 29	160,000	2024 07 26	10,000				2024 7 26	
								2025 6 4	
	2025 03 29	160,000	2024 07 26	10,000				2024 7 26	
								2025 7 5	
	2025 03 29	160,000	2024 07 26	13,000				2024 7 26	
								2025 7 14	
	2025 03 29	160,000	2024 07 29	15,000				2024 7 29	
								2025 7 29	
	2025 03 29	160,000	2024 10 29	8,000				2024 10 29	
								2025 8 25	
	2025 03 29	160,000	2025 02 14	5,000				2025 2 14	
								2026 2 13	
	2025 03 29	160,000	2025 02 14	20,000				2025 2 14	
								2025 12 2	
	2025 03 29	160,000	2025 02 14	15,000				2025 2 14	



B3		B4	
8 A1+B1+C1	450,000	A2+B2+C2	291,000
A3+B3+C3	450,000	A4+B4+C4	135,000
A4+B4+C4			30.66%
8 D			0
	70% E		91,000
	50% F		0
	D+E+F		91,000

3

1



# 0052

---

2025 8 26

H

H

2025

2025 11 25

"

"

H

"

"

2024 11 27

"

"

12

6



	566,868,623	100.00%	430,500			0	430,500	567,299,123	100.00%

1 2022 430,500

2 80,625 2025 6 17 3,375 75% 4,500 84,000 346,500 430,500

3,375

2022 2022

2023 4 26 2022 2022

74 12,500,000

15 / 2023 4 28 2022 2023-019

2024 3 27 2022 2022

64 10,270,000

14.77 / 2024 3 28 2022 2024-014

" " " "

2

	103,460,240			103,460,240		75%

	27,359,104			27,359,104		75%
	1,208,958			1,208,958		75%
	590,214	75,000		665,214		75%
	305,799			305,799		75%
	37,500			37,500	2025 6 17	75% 6
	15,000			15,000		75%
	1,875	5,625		7,500		75%
	75,000			75,000		75%
	0	3,375		3,375	2025 6 17	75% 6

---

	133,053,690	84,000	0	133,137,690	--	--
--	-------------	--------	---	-------------	----	----

1

2

2022


430,500

430,500

3



	0.82%	4,672,258	- 2,274,696	0	4,672,258	0
	0.67%	3,807,464	- 317,194	0	3,807,464	0
1000	0.64%	3,639,111	395,600	0	3,639,111	0
	0.53%	3,000,000	3,000,000	0	3,000,000	0
	0.53%	2,994,952	565,800	0	2,994,952	0



---

5, 728, 549

5, 728, 549

4, 672, 258

4, 672, 258

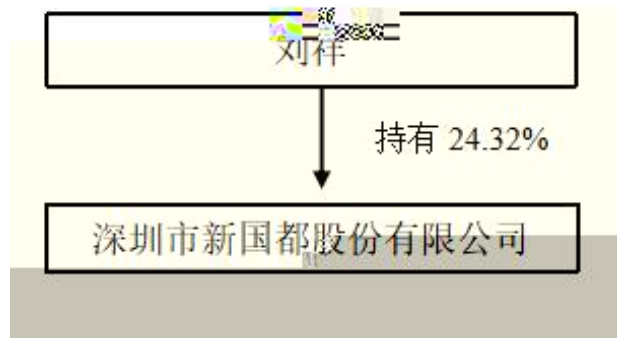
3, 807, 464

3, 807, 464

1000

3

10	2025 12 31		3.82%



4

80%

5

10%

6





---

	2026 03 27
	260000113

1.

2

( )

1.

---

37

60 2025

3,179,898,428.81

1,142,496,929.84

1,964,119,031.56

97.70%

2

1

2

IT

( )

1.

---

30

27

2025 12 31

558,245,670.86 È

E- ö NCÄ

2025.12.31-ig véglegesített  
E- ö NCÄ (1-06 Kv)

---

1

2

3

4

5

6

2025 12 31

	3, 150, 188, 130. 38	4, 012, 761, 018. 86
	0. 00	0. 00
	0. 00	0. 00
	967, 830, 627. 29	0. 00
	0. 00	0. 00
	0. 00	0. 00
	277, 312, 193. 95	297, 921, 844. 58
	0. 00	0. 00
	51, 041, 487. 26	23, 694, 429. 30
	0. 00	0. 00
	0. 00	0. 00
	0. 00	0. 00
	65, 331, 712. 30	42, 225, 049. 96
	0. 00	0. 00
	148, 284, 940. 97	99, 428, 622. 79
	0. 00	0. 00
	0. 00	0. 00

	1, 848, 496. 22	0. 00
	0. 00	0. 00
	0. 00	0. 00
	38, 027, 601. 13	69, 135, 350. 12
	38, 377, 174. 57	6, 265, 539. 41
	0. 00	0. 00
	0. 00	0. 00
	0. 00	0. 00
	558, 245, 670. 86	573, 208, 842. 34
	11, 573, 379. 31	16, 065, 015. 85
	62, 452, 177. 98	71, 832, 993. 77
	121, 996, 260. 16	45, 305, 496. 72
	1, 199, 782, 084. 06	1, 076, 389, 227. 53
	6, 146, 906, 105. 48	5, 691, 137, 889. 20
	54, 798, 210. 00	58, 576, 000. 00
	0. 00	0. 00
	0. 00	0. 00
	0. 00	0. 00
	0. 00	0. 00
	95, 744, 367. 14	103, 115, 674. 44
	529, 645, 162. 43	422, 745, 348. 15
	0. 00	0. 00
	150, 635, 085. 68	98, 179, 603. 44
	0. 00	0. 00
	0. 00	0. 00
	0. 00	0. 00
	0. 00	0. 00
	144, 084, 084. 32	123, 767, 133. 63
	36, 215, 800. 54	23, 205, 655. 38
	623, 085, 398. 99	545, 634, 806. 01
	0. 00	0. 00
	0. 00	0. 00
	0. 00	0. 00
	26, 464, 903. 84	30, 390, 442. 23
	2, 274, 002. 23	3, 311, 889. 52
	1, 662, 947, 015. 17	1, 408, 926, 552. 80
	0. 00	0. 00
	0. 00	0. 00



---

0.00	0.00
0.00	0.00
0.00	0.00
13,467,061.93	41,248,357.30
0.00	0.00
0.00	0.00
51,679,095.00	

	0.00	0.00
	0.00	0.00
	0.00	0.00
	43,581,718.27	79.27
	2,637,637,294.63	2,414,387,512.43
	0.00	0.00
	0.00	0.00
	11,597,520.00	11,145,918.82
	1,330,254,901.99	1,791,827,517.24
	120,606,600.00	87,682,653.71
	37,257,700.00	20,612,500.00
	0.00	0.00
	14,763,761.26	15,369,167.55
	0.00	0.00
	0.00	0.00
	0.00	0.00
	4,681,474.26	7,889,824.26
	523,325.03	790,769.12
	0.00	0.00
	0.00	0.00
	0.00	0.00
	0.00	0.00
	1,910,900.37	2,047,393.29
	1,170,368.56	1,972,456.11
	321,000.00	321,000.00
	1,523,087,551.47	1,939,659,200.10
	4,160,724,846.10	4,354,046,712.53
	0.00	0.00
	0.00	0.00
	0.00	0.00
	0.00	0.00
	51,885.80	775,243.74
	0.00	0.00
	655,322.90	655,322.90
	7,455,594.60	6,648,093.60
	10,162,010.79	5,445,209.06
	695,664,947.80	881,548,508.16
	0.00	0.00




3, 302, 865. 46

85, 191. 98

3, 221, 852. 56

85, 191. 98




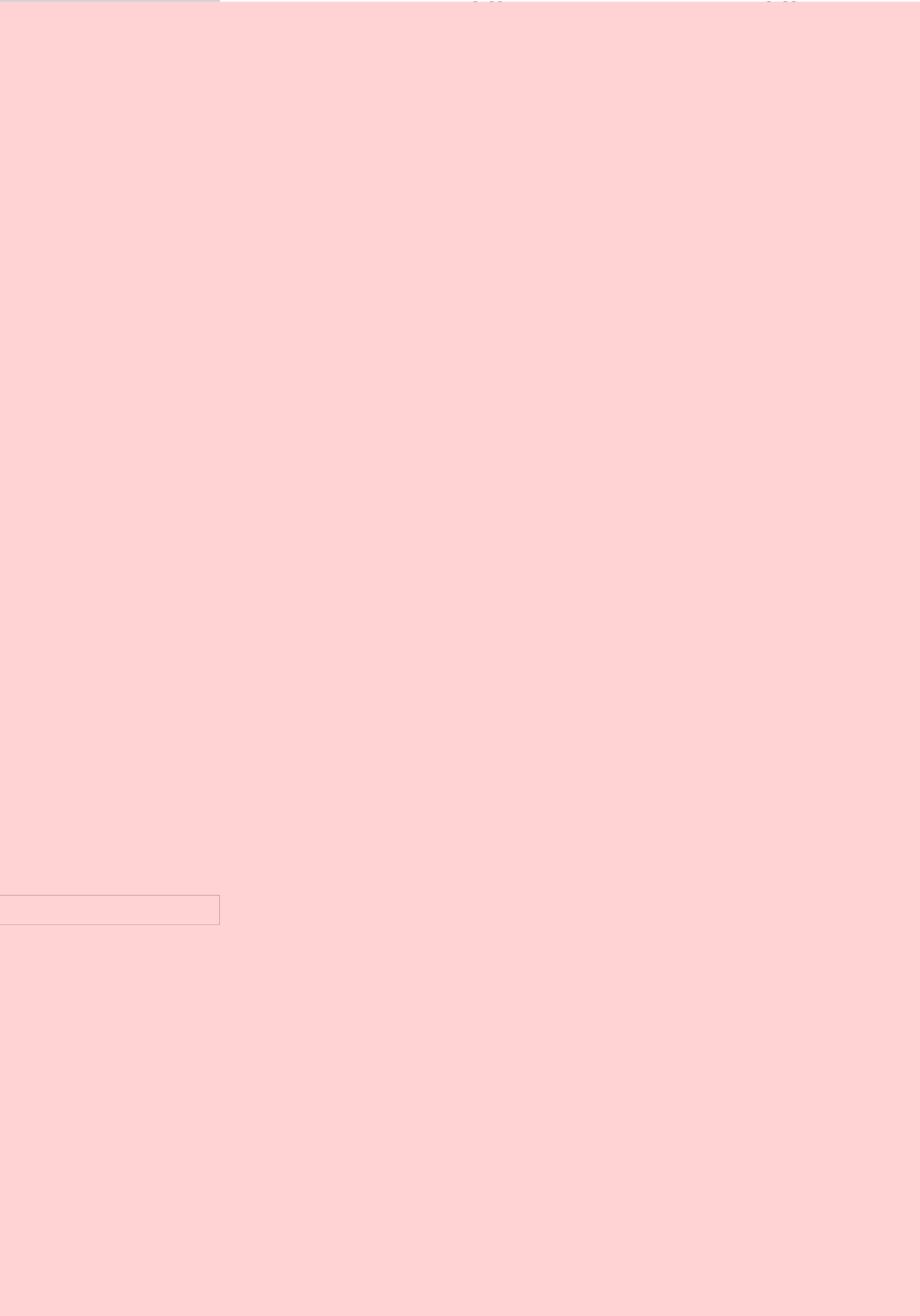
0.00



0.00

0.00

0.00



0.00

	- 5, 117, 353. 71	0. 00
1.	0. 00	0. 00
2	0. 00	0. 00
3	- 5, 117, 353. 71	0. 00
4.	0. 00	0. 00
5.	0. 00	0. 00
	- 1, 472, 046. 82	416, 512. 42
1.	0. 00	0. 00
2	0. 00	0. 00
3	0. 00	0. 00
4.	0. 00	0. 00
5.	0. 00	0. 00
6	- 1, 472, 046. 82	416, 512. 42
7.	0. 00	0. 00
	0. 00	0. 00
	459, 372, 259. 13	231, 874, 112. 58
	462, 225, 370. 40	234, 624, 058. 91
	- 2, 853, 111. 27	- 2, 749, 946. 33
	0. 83	0. 42
	0. 83	0. 42

4

	2025	2024
	242, 692, 108. 50	80, 986, 106. 30
	347, 286. 60	347, 286. 60
	1, 840, 514. 50	965, 564. 73
	3, 872, 463. 30	1, 533, 265. 00
	60, 179, 287. 42	58, 707, 707. 52
	9, 337, 838. 13	12, 286, 751. 29
	- 4, 758, 281. 39	- 14, 748, 092. 70
	734, 557. 54	163, 417. 80
	8, 376, 375. 71	15, 836, 148. 27
	2, 444, 584. 19	3, 521, 611. 98
" "	72, 996, 234. 16	497, 641, 979. 77
	5, 092, 231. 89	3, 335, 883. 22



	0	0
--	---	---

5

	2025	2024
	3,889,916,527.71	3,744,090,555.16
	0.00	0.00
	0.00	0.00
	0.00	0.00
	0.00	0.00
	0.00	0.00
	0.00	0.00
	0.00	0.00
	0.00	0.00

24,0





---

0.00	0.00
5,983,950.00	145,224,670.48
0.00	0.00
283,649,561.50	488,302,658.01
22,172,984.22	4,419,457.94
305,822,545.72	492,722,115.95

---

							-				468,		462,	-	459,
0.00	0.00	0.00	0.00	0.00	0.00	6,58	0.00	0.00	0.00	814,	0.00	225,	2,85	372,	
						9,40				770.		370.	3,11	259.	
						0.53				93		40	1.27	13	





---

0.00	0.00	0.00	0.00	0.00	0.00	416, 512. 42	0.00	0.00	0.00	234, 207, 546. 49	0.00	234, 624, 058. 91	- 2, 74 9, 94 6. 33	231, 874, 112. 58
------	------	------	------	------	------	--------------------	------	------	------	----------------------------	------	----------------------------	------------------------------	----------------------------

10, 3 59, 6 24. 0 0	0.00	0.00	0.00	135, 024, 727. 92	0.00	0.00	0.00	0.00	0.00	0.00	0.00	145, 384, 351. 92	290,
------------------------------	------	------	------	----------------------------	------	------	------	------	------	------	------	----------------------------	------



1	0.00	0.00	0.00	0.00	0.00	0.00	0.00	0.00	0.00	0.00	0.00	0.00	0.00	0.00	0.00
2	0.00	0.00	0.00	0.00	0.00	0.00	0.00	0.00	0.00	0.00	0.00	0.00	0.00	0.00	0.00
	0.00	0.00	0.00	0.00	0.00	0.00	0.00	0.00	0.00	0.00	0.00	0.00	0.00	148.43	148.43
	566,868,623.00	0.00	0.00	0.00	2,176,223,733.54	0.00	18,465,583.96	0.00	177,061,037.26	0.00	1,258,769,157.43	0.00	4,197,388,135.19	-2,574,565.65	4,194,813,569.54

8

	2025											
	566,868,623.00	0.00	0.00	0.00	2,185,134,841.13	0.00	17,682,652.71	0.00	179,268,240.16	492,729,576.51	0.00	3,441,683,933.51
	0.00	0.00	0.00	0.00	0.00	0.00	0.00	0.00	0.00	0.00	0.00	0.00
	0.00	0.00	0.00	0.00	0.00	0.00	0.00	0.00	0.00	0.00	0.00	0.00
	0.00	0.00	0.00	0.00	0.00	0.00	0.00	0.00	0.00	0.00	0.00	0.00
	566,868,623.00	0.00	0.00	0.00	2,185,134,841.13	0.00	17,682,652.71	0.00	179,268,240.16	492,729,576.51	0.00	3,441,683,933.51
"	430,500.00	0.00	0.00	0.00	32,819,690.88	0.00	5,117,353.71	0.00	24,767,414.84	60,742,827.93	0.00	7,842,575.92

"  
1  
2

2

0.00	0.00	0.00	0.00	0.00	0.00	5,117,353.71	0.00	0.00	247,674.14	0.00	242,556.79
430,500.00	0.00	0.00	0.00	32,819,690.88	0.00	0.00	0.00	0.00	0.00	0.00	33,250,190.88

1

430,500.00	0.00	0.00	0.00	5,553,450.00	0.00	0.00	0.00	0.00	0.00	0.00	5,983,950.00
------------	------	------	------	--------------	------	------	------	------	------	------	--------------

016.7004





. 00				7. 92								1. 92
10, 35				134, 8								145, 2
9, 624	0. 00	0. 00	0. 00	65, 04	0. 00	0. 00	0. 00	0. 00	0. 00	0. 00	0. 00	24, 67
. 00				6. 48								0. 48
0. 00	0. 00	0. 00	0. 00	0. 00	0. 00	0. 00	0. 00	0. 00	0. 00	0. 00	0. 00	0. 00
0. 00	0. 00	0. 00	0. 00	159, 6	0. 00	0. 00	0. 00	0. 00	0. 00	0. 00	0. 00	159, 6
				81. 44								81. 44
0. 00	0. 00	0. 00	0. 00	0. 00	0. 00	0. 00	0. 00	0. 00	0. 00	0. 00	0. 00	0. 00
0. 00	0. 00	0. 00	0. 00	0. 00	0. 00	0. 00	0. 00	44, 48	-			-
								4, 295	532, 7		0. 00	488, 3
								. 49	86, 95			- 95
									3. 50			

2	0.00	0.00	0.00	0.00	0.00	0.00	0.00	0.00	0.00	0.00	0.00	0.00
3	0.00	0.00	0.00	0.00	0.00	0.00	0.00	0.00	0.00	0.00	0.00	0.00
4	0.00	0.00	0.00	0.00	0.00	0.00	0.00	0.00	0.00	0.00	0.00	0.00
5	0.00	0.00	0.00	0.00	0.00	0.00	0.00	0.00	0.00	0.00	0.00	0.00
6	0.00	0.00	0.00	0.00	0.00	0.00	0.00	0.00	0.00	0.00	0.00	0.00
	0.00	0.00	0.00	0.00	0.00	0.00	0.00	0.00	0.00	0.00	0.00	0.00
1	0.00	0.00	0.00	0.00	0.00	0.00	0.00	0.00	0.00	0.00	0.00	0.00
2	0.00	0.00	0.00	0.00	0.00	0.00	0.00	0.00	0.00	0.00	0.00	0.00
	0.00	0.00	0.00	0.00	-	0.00	0.00	0.00	0.00	0.00	0.00	-
	0.00	0.00	0.00	0.00	346,4	0.00	0.00	0.00	0.00	0.00	0.00	346,4
	0.00	0.00	0.00	0.00	10.05	0.00	0.00	0.00	0.00	0.00	0.00	10.05
	566,8				2,185		17,68		179,2	492,7		3,441
	68,62	0.00	0.00	0.00	,134	0.00	2,652	0.00	68,24	29,57	0.00	,683
	3.00				841.1		.71		0.16	6.51		933.5
					3							1

---

1

" " " "

2001 7 31

2008 4 8

2008 3

2008 4 8

---

15 ---

2023

2

12

1

2

1 1 12 31

3

12

4

4 v e

zi

/	0.5%
1	0.5%
1 /	0.5%
	10%
	( )
10%	
	10%

6

1

1

2

3

4

2



---

3

4

5

6

2

3

1



- B.
- C.
- D.

3) AÔ5

ò'ÀÔ ) -; 5 €Ct \ - X Å 4MÍ { AÔÑ45 €Ct \ -

4

8

---

4

5

9

10

1

( )

2

"

"

11

---

( )

( )

1

1

2

3





---

1

1

2

2

1

2

3

1

3

1

1



---

2

1

2

5

---

1

12

2

3

12

1

1

2

3

4



---

4

4

7

1

2

12

6


	%
1	500
1 2	2000
2 3	5000
3	10000




	%
1	5.00
1 2	20.00
2 3	50.00
3	100.00

16

( )

6.

17

1

1

2

2

1

2

---

3

4

1

2

3

3

18

1

1

2

---

2

19

6

20

21

6


22

1





---

~~CONFIDENTIAL~~

---

24

1

1

1

2

2

1

2

( )

14 --

2017

1 --

---

3

4

g

---

2

		40	5	2.375
		5	5	19.00
		5	5	19.00
POS		3	5	31.67
		5	5	19.00

25

26

1

1

2

3

2



3

3

4

---

1

1

2

2

3

1

	5	
	50	

2

2

1.

---

2

1

2

3

4

5

30



---

2

3

4

34

1

2





---

3

36

37

---

2

1

2

POS

38

1

1

2

3

2

3

4

---

39

1

2



---

41

1

1

2

1

2

3

3

1

12

2

2

1

1

---

2

3

4

5

1

2

3

2



0%0  
0%0

43


1

2

3 2025

44

1



2025

	25%
Deepart Limited	16.50%
	15%
	25%
	16.50%
	12.5%
	12.5%
	25%
Hong Kong ProC Limited	16.5%
	20%
PROC SINGAPORE PTE. LTD.	17%
	25%
	25%
	25%
Astrobit Technology Inc	29.7%
	20%



Nexgo,

---

	967,830,627.29	
	967,830,627.29	
	967,830,627.29	0.00

---

4

--	--

5

--	--	--

6

--	--

--	--	--	--	--	--

5

1

1 1	257, 967, 018. 89	302, 860, 621. 71
1 2	37, 622, 552. 67	9, 640, 094. 89
2 3	4, 290, 967. 76	4, 984, 356. 23
	20, 537, 154. 61	16, 001, 853. 77
	320, 417, 693. 93	333, 486, 926. 60

2



	320,417,693.93	100.00%	43,105,499.98	13.45%	277,312,193.95	333,486,926.60	100.00%	35,565,082.02	10.66%	297,921,844.58
	320,417,693.93	100.00%	43,105,499.98	13.45%	277,312,193.95	333,486,926.60	100.00%	35,565,082.02	10.66%	297,921,844.58

43,105,499.98

1		257,967,018.89	5.00%
1 2		37,622,552.67	20.00%
2 3		4,290,967.76	50.00%
3		20,537,154.61	100.00%
		320,417,693.93	
		43,105,499.98	

3

	35,565,082.02	8,574,516.79		296,812.17	-737,286.66	43,105,499.98
	35,565,082.02	8,574,516.79		296,812.17	-737,286.66	43,105,499.98

--	--	--	--	--

4

	296,812.17



---

4

			/	
--	--	--	---	--

--	--	--	--	--

5

--	--

--	--	--	--	--	--

7

1

	0.00	0.00

2


---

2025 1 1

3


--	--	--	--	--	--

4

--	--

5

--	--	--

6

--	--

--	--	--	--	--	--

7

8

8

--	--	--

	65, 331, 712.30	42, 225, 049.96
	65, 331, 712.30	42, 225, 049.96

1

1

--	--	--

2

--	--	--	--	--

3

4


--	--	--	--	--


5

--	--

--	--	--	--	--	--



---

	14, 184, 349. 93	18, 622, 479. 86
	1, 529, 469. 75	1, 637, 255. 58
	58, 165, 512. 41	33, 208, 117. 83
	7, 852, 884. 95	5, 175, 036. 59
	81, 732, 217. 04	58, 642, 889. 86

1	59,108,284.61	2,955,418.24	5.00%
1 2	11,061,511.69	2,212,302.35	20.00%
2 3	659,273.19	329,636.60	50.00%
3	7,338,037.49	7,338,037.49	100.00%
	78,167,106.98	12,835,394.68	

	12	( )	( )	
2025 1 1				

4



---

--	--	--	--	--	--

6



---

10

1



78,520,118.8	22,073,874.1	56,446,244.6	50,181,937.9	25,670,611.6	24,511,326.3
0	5	5	6	1	5

---

--	--	--	--	--	--	--

4

5

11

--	--	--	--	--	--	--

12

	0.00	0.00

1

2

13

	6,143,525.91	1,831,423.66
	76,344,589.62	99,353,429.60
	13,344,149.06	26,055,202.60
	191,302,664.68	11,304,027.21
		173,613.11
	287,134,929.27	138,717,696.18

14

1





	0.00	3.71		1	9.00			
	33,821,800.00		3,821,800.00		3,821,800.00			
	120,606,600.00	87,682,653.71	3,821,800.00	897,853.71	20,606,599.00			

--	--	--	--	--	--	--	--

--	--	--	--	--	--	--	--

17

1

	5,361,593.32	5,361,593.32		5,387,093.32	5,387,093.32		
	5,361,593.32	5,361,593.32	0.00	5,387,093.32	5,387,093.32	0.00	

2


	12	( )	( )	
--	----	-----	-----	--

2025	1	1								
------	---	---	--	--	--	--	--	--	--	--

3


--	--	--	--	--	--	--	--

4

--	--	--	--	--	--

--	--	--	--	--	--	--	--

18

	15,70 5,158 .25				- 1,025 ,314. 61						14,67 9,843 .64	
	39,09 5,346	80,89 0,369			5,092 ,231.			3,150 ,000.			41,03 7,578	80,89 0,369



---

3



4



			5	2	0	1
2	428,639.16	328,515.39	2,398,494.76	1,482,081.33	6,775,101.35	11,412,831.99
1	428,639.16	328,515.39	2,398,494.76	1,482,081.33	6,775,101.35	11,412,831.99
3		199,637.51	2,153,174.84		3,694,770.51	6,047,582.86
1		68,667.22	2,120,755.76		2,312,958.32	4,502,381.30
		130,970.29	32,419.08		13,484.50	176,873.87
					1,368,327.69	1,368,327.69
4	4,417,283.26	1,569,322.42	14,267,618.57	14,003,440.85	46,565,648.24	80,823,313.34
1.				5,840,879.42	101,031.61	5,941,911.03
2						
1						
3				1,151,906.82	18,332.12	1,170,238.94
1				1,151,906.82	18,332.12	1,170,238.94
4				4,688,972.60	82,699.49	4,771,672.09
1.	13,765,971.59	1,366,676.95	3,455,308.31	4,706,226.41	13,939,744.29	37,233,927.55
2.	14,194,610.75	1,429,998.08	6,110,360.74	5,817,234.67	17,187,055.97	44,739,260.21

2

--	--	--	--	--	--

3

--	--

4

	13,765,971.59	

5

6

--	--	--

22

	1,848,496.22	
	1,848,496.22	0.00

1

	1,848,496.22		1,848,496.22			
	1,848,496.22		1,848,496.22			

2

	600,000.00		1,848,496.22			1,848,496.22	0.31%					

	600,000.00		1,848.496.22			1,848.496.22						

3

--	--	--	--	--	--

4

5


23

1

2

3

24

25

1


1.		131, 302, 968. 34	131, 302, 968. 34
2.		6, 872, 249. 25	6, 872, 249. 25
		6, 872, 249. 25	6, 872, 249. 25
3.		34, 499, 257. 42	34, 499, 257. 42
		33, 264, 392. 57	33, 264, 392. 57
		33, 282. 18	33, 282. 18
		1, 201, 582. 67	1, 201, 582. 67
4.		103, 675, 960. 17	103, 675, 960. 17
1.		62, 167, 618. 22	62, 167, 618. 22
2.		29, 111, 970. 35	29, 111, 970. 35
1		29, 111, 970. 35	29, 111, 970. 35
3.		25, 631, 229. 53	25, 631, 229. 53
1		24, 533, 473. 19	24, 533, 473. 19
		46, 371. 55	46, 371. 55
		1, 051, 384. 79	1, 051, 384. 79
4.		65, 648, 359. 04	65, 648, 359. 04
1.			
2.			
1			
3.			
1			
4.			
1.		38, 027, 601. 13	38, 027, 601. 13
2.		69, 135, 350. 12	69, 135, 350. 12

2

26

1

1.				42, 010, 398. 15	42, 010, 398. 15
2.	30, 889, 700. 00			3, 738, 672. 56	34, 628, 372. 56

1	30,889,700.00			3,738,672.56	34,628,372.56
2					
3					
3.				19,745,325.37	19,745,325.37
1				19,745,325.37	19,745,325.37
4.	30,889,700.00			26,003,745.34	56,893,445.34
1.				35,744,858.74	35,744,858.74
2	102,965.66			2,413,771.74	2,516,737.40
1	102,965.66			2,413,771.74	2,516,737.40
3.				19,745,325.37	19,745,325.37
1				19,745,325.37	19,745,325.37
4.	102,965.66			18,413,305.11	18,516,270.77
1.					
2					
1					
3.					
1					
4.					
1.	30,786,734.34			7,590,440.23	38,377,174.57
2				6,265,539.41	6,265,539.41

---

2

3

--	--	--

4

27

1

--	--	--	--	--

Nexgo, Inc	36,293,613.9			36,293,613.9
	4			4
	433,158,998.			433,158,998.
	49			49
	498,999,154.			498,999,154.
	30			30
	968,451,766.			968,451,766.
	73			73

2015	3,351.19	470	Nexgo, Inc 100.00%
		-2,781,748.69	36,293,613.94
2016	50,000.00		100.00%
			66,841,001.51
433,158,998.49	2023		2025
2018	71,000.00		100.00%
		211,000,845.70	498,999,154.30
		5	5

	2025 12 31		
	(%)	(%)	(%)
Nexgo, Inc 2026 -2030	(2.84)-1.89	57.83-58.08	12.95
2026 -2030	(62.54)-2.71	41.37-41.54	14.05
2026 -2030	0.00-0.40	25.00-26.06	12.04

Nexgo, Inc

4

5



	8, 548, 474. 12	10, 437, 975. 20
	47, 913. 20	402, 587. 93
	450, 308. 86	3, 452, 424. 96
	1, 805, 256. 44	
		940, 000. 00
	10, 851, 952. 62	15, 232, 988. 09

5

--	--	--	--

30

	5, 081, 707. 24		5, 081, 707. 24	3, 215, 385. 60		3, 215, 385. 60
	81, 068, 052. 9 2		81, 068, 052. 9 2	42, 090, 111. 1 2		42, 090, 111. 1 2
	35, 846, 500. 0 0		35, 846, 500. 0 0			
	121, 996, 260. 16		121, 996, 260. 16	45, 305, 496. 7 2		45, 305, 496. 7 2

31


32

1

	54, 798, 210. 00	58, 576, 000. 00
	54, 798, 210. 00	58, 576, 000. 00



--	--	--

5      5  
6

3

37

	623,085,398.99	545,634,806.01
	623,085,398.99	545,634,806.01

1

--	--	--

--	--	--

2

--	--	--

1

3

1

	500,106,595.64	233,411,300.72
	62,722,732.16	113,409,785.72
	43,301,638.81	54,644,912.37
	947,697.73	947,697.73
	16,006,734.65	143,221,109.47
	623,085,398.99	545,634,806.01

---

2

1

--	--	--

5

5

6

38

	148,206,445.50	93,983,141.49
	2,428,640.18	4,196,461.95
	150,635,085.68	98,179,603.44

1

--	--	--

--	--	--

39

|

1

	122,011,887.45	445,397,842.36
--	----------------	----------------

6

	1, 004. 61	457, 908. 74	457, 236. 64	1, 676. 71
	12 56	688, 086. 70	688, 031. 26	68. 00
4	5, 341. 00	6, 866, 128. 92	6, 853, 527. 92	17, 942. 00
5	30, 193. 26	346, 647. 42	362, 908. 47	13, 932. 21
	122, 011, 887. 45	445, 397, 776. 86	424, 869, 342. 99	142, 540, 321. 32

3

1	547, 085. 51	21, 133, 998. 44	21, 513, 340. 49	167, 743. 46
2	2, 306. 51	726, 626. 50	725, 446. 33	3, 486. 68
	549, 392. 02	21, 860, 624. 94	22, 238, 786. 82	171, 230. 14

40

		19, 520, 130. 39	11, 725, 830. 30
		9, 553, 860. 64	6, 555, 732. 18
		2, 713, 625. 42	3, 466, 526. 97
		2, 580, 976. 74	843, 073. 77
		1, 843, 365. 57	601, 136. 00
		3, 841. 78	13, 356. 16
		36, 215, 800. 54	23, 205, 655. 38

41

	0. 00	0. 00

42

	26, 464, 903. 84	30, 390, 442. 23
	26, 464, 903. 84	30, 390, 442. 23

43

	2, 274, 002. 23	3, 311, 889. 52
	2, 274, 002. 23	3, 311, 889. 52


44

1

	0. 00	0. 00

45

1

	0. 00	0. 00

2

--	--


--

--

---

3

4



---



0



	0.00			0.00
--	------	--	--	------

56

	17,682,652.71	5,117,353.71				5,117,353.71	12,565,299.00
	17,682,652.71	5,117,353.71				5,117,353.71	12,565,299.00
	782,931.25	1,472,046.82				1,472,046.82	689,115.57
	782,931.25	1,472,046.82				1,472,046.82	689,115.57
	18,465,583.96	6,589,400.53				6,589,400.53	11,876,183.43

57

	0.00			0.00
--	------	--	--	------

58

	177,061,037.26	24,767,414.84		201,828,452.10
	177,061,037.26	24,767,414.84		201,828,452.10

---

	1, 258, 769, 157. 43	1, 557, 348, 564. 44
	1, 258, 769, 157. 43	1, 557, 348, 564. 44
	468, 814, 770. 93	234, 207, 546. 49
	24, 767, 414. 84	44, 484, 295. 49
	283, 649, 561. 50	488, 302, 658. 01
	6, 192, 059. 32	
	1, 412, 974, 892. 70	1, 258, 769, 157. 43

---

2, 029, 035, 324. 07

2, 232, 493, 908. 65

1, 148, 991, 828. 74

911, 225, 195. 32

63

	89,790,879.37	133,579,451.38
	6,359,396.14	7,774,809.39
	3,655,221.01	5,764,083.22
	7,492,226.40	7,047,886.61
	27,442,424.17	33,609,673.74
	7,866,032.18	2,111,138.12
	3,949,610.11	5,015,008.07
	4,562,311.96	9,837,107.57
	151,118,101.34	204,739,158.10

64

	214,730,950.26	201,986,608.71
	33,317,642.07	33,340,963.18
	16,477,813.61	18,833,867.75
	10,085,809.12	6,595,538.54
	12,178,084.11	15,888,953.27
	286,790,299.17	276,645,931.45

65

	3,040,452.08	2,599,890.05
	58,463,687.91	61,057,762.15
	34,996,096.19	-953,457.32
	8,017.36	1,781,031.95
	1,967,826.61	2,105,456.54
	-18,451,295.67	-55,524,840.93

66

	10,585,498.36	16,728,947.25
	17,412,763.35	6,674,587.02
	30,831.99	92,306.31
	1,565,366.99	3,542,599.51
	29,594,460.69	27,038,440.09

	2, 830, 627. 29	
	2, 830, 627. 29	0. 00

69

	33, 771, 520. 88	37, 197, 331. 25
	9, 444. 90	- 13, 218. 35
	24, 989, 110. 24	5, 717, 012. 84
	1, 252, 579. 94	448, 082. 77
	60, 022, 655. 96	43, 349, 208. 51

70

	- 11, 628, 944. 52	6, 735, 149. 74
	- 11, 628, 944. 52	6, 735, 149. 74

71

	- 1, 780, 970. 76	- 23, 050, 450. 86



---

	- 42, 362, 252. 72
	6, 129, 808. 63
	- 10, 349, 742. 77
	14, 539, 033. 68
	- 54, 649, 705. 05
	15, 677, 303. 44
	- 29, 205, 063. 76
/	64, 581. 40
	24, 939, 170. 35

76

56

77

1

---

---

--	--	--

	10,117,155,889.99	3,220,000,000.00
	3,419,929.09	0.00
	10,120,575,819.08	3,220,000,000.00

--	--	--

---

5

78

1

1

465, 961, 659. 66

231, 457, 600. 16

28, 373, 086. 76

140, 810, 240. 67

11, 412, 831. 99

31, 441, 276. 43

29, 111, 970. 35

36, 300, 139. 25

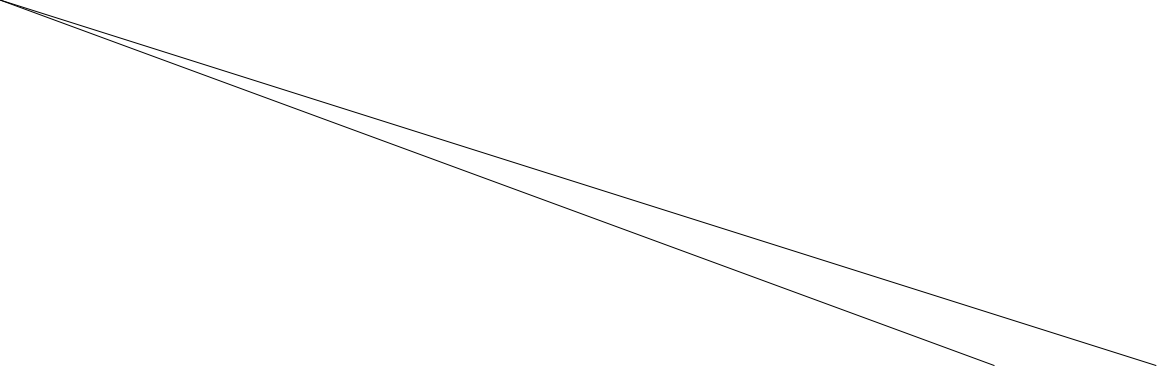
2, 516, 737. 40

2, 980, 407. 86

4, 635, 192. 24

3, 694, 882. 57

" "



575 199 m 738, 999, 975. 03

371, 875, 999. 52



	5, 119, 360. 94	8. 23550	42, 160, 497. 02
	247, 126. 70	9. 43460	2, 331, 541. 57
			5, 407, 130. 81

2

81

1

25

46

	1,652,672.95	2,599,890.05
	3,232,704.65	6,542,590.10
	--	--
	--	--
	--	--
	--	--

2

		70, 088. 52
		70, 088. 52

3

83

	214, 730, 950. 26	201, 986, 608. 71
	33, 317, 642. 07	33, 340, 963. 18
	16, 477, 813. 61	18, 833, 867. 75
	10, 085, 809. 12	6, 595, 538. 54
	12, 178, 084. 11	15, 888, 953. 27
	286, 790, 299. 17	276, 645, 931. 45
	286, 790, 299. 17	276, 645, 931. 45

1


q



---


4

5

6

2

1

" r m m



	3,650,000.00	100.00%		2025 10 31		9,444.90						

5

Astrobit Technology Inc	


6

1

1

	5000			PCS			
					100.00%		
Nexgo, Inc	100			PCS	100.00%		

---

Nexgo Global Limited	1000 650 69.30 24000		100.00%
	5000		100.00%
	1000		100.00%
		PCS	
	20000		100.00%
		pos	
	500		100.00%
	1000		



---

XGD MACAU  
LI M I T E D

5

98.00%

5000

100.00%

Deepar t  
Li mi ted

100

100.00%

1

				:			
XGD Fi ntech Li mi ted	2300			:		100. 00%	
	1000			:		100. 00%	
	1000			:		100. 00%	
	161. 3965			:		69. 64%	

Hong Kong Pro C Li mi ted	6000					100.00%	
	500			;	100.00%		
Pro C Si ngapore Pte. Ltd.	1000			;		100.00%	

---

	1000					100.00%	
	1,000					100.00%	
	100					100.00%	

ç é "

Astrobit  
Technology  
Inc

1

100.00%

" o

|

1000

ö

---

2


--	--	--	--	--

3

---

3

1





---

5

6

--	--	--	--

7

8

4

				/

5

6

1

2

							/
	2,171,902. 63	1,680,000. 00		815,095.00		3,036,807. 63	





GDP

/



2

1



2


3

2 €

---

3



1

	--	--	--	--
		967,830,627.29		967,830,627.29
			120,606,600.00	120,606,600.00
			37,257,700.00	37,257,700.00
		967,830,627.29	157,864,300.00	1,125,694,927.29
	--	--	--	--

2

1

3

2

1

2

3

4

4

3

1.

---

1

3

3

IPO

---

8

9

1

--	--	--	--	--	--

2

(1)

3

3

	28%
	45%
Dual i ty I ntel l i gence L i m i ted	Nexgo G l o b a l L i m i ted 35%

4

	48.50%
Deep Creati on L i m i ted	
	30%
	30%

5

1

/

		444,561.74			4,076,275.73
		1,395,951.33			2,240,668.14
		462,956.26			963,486.25
		10,075.47			
		2,313,544.80			7,280,430.12

/

		1,638,626.46	
		129,056.64	1,704,847.76
			97,955.76
		121,039.63	188,524.54
			37,522.12
			24,371.68
			11,320.75
		1,888,722.73	2,064,542.61

2

/

/

/

/	/	/	/	/	/	/
---	---	---	---	---	---	---

/

/

/	/	/	/	/	/	/
---	---	---	---	---	---	---

/

3

			366,972.50
		70,088.52	705,024.26
		70,088.52	1,071,996.76

						589,056.00	589,056.00	13,258.55	13,726.16		1,086,195.90
						9,522,310.05	5,173,236.00	601,063.48	493,279.83		26,754,218.89
						8,221,449.10	4,468,553.40	519,177.65	426,012.14		23,106,164.60
						18,332,815.15	10,230,845.40	1,133,499.68	933,018.13		50,946,579.39

4

--	--	--	--	--

--	--	--	--	--

1 2025 12 12

755XY251110T000293

---

2025 11 11      2026 11 10

2025 12 12

755XY251110T00029301

2 2025 12 12

2025                      0046

2025 12 12                      2027

11 26                      2025 12 12

2025

0237

3 2025 9 9

---

2025 9 9

SZ02

20250010-11

7 2025 2 14

0400000014-2025

0006

2025 2 13

2026

2 13

8 2025 2 14

2025

00015

2025 2 14

2027 1 8

2025 2 14

2025

00015 - 01

9 2025 2 14

BC2024120200002061

2025 2 14

2025 12 2

2025 2 14

ZB7948202500000003

10 2024 7 26

755XY240715T000012

2024 7 15

2025 7

14 2024 7 26

755XY240715T00001201

11 2023 11 29

2023

0024

2023 11 29

2025 10 31

2023 11 29

2023

12 2024 7 29

24019

29 2025 7 29 2024 7 29

24019

13 2024 7 26

SX161924003434

2024 7 6

2025 7 5 2024 7 26

BZ161924000540

14 2024 7 26

2024 098-2

2024 7 26

2025 7 25 2024 7 26

2024 098-2-1

15 2024 10 29

SZ02 20240008

2024 7 30 2025

7 30 2024 10 29

SZ02(

)20240008-11

16 2024 10 29



---

5,000,000.00

2025 9 9

NEXGO GLOBAL LIMITED

50,000,000.00

19 2025 12 12

755XY251110T000296

2025 11 11

2026 11 10 2025 12 12

755XY251110T00029601

20 2025 2 14

755XY250116T000014

2025 1 13 2026 1 12 2025 2

14

755XY250116T00001401

21 2025 9 9

2025

000999

---

ZB7948202500000002

24 2025 12 12

755XY251110T000294

2025 11 12 2026 11 11

2025 12 12

755XY251110T00029401

25 2024 7 26

24020

2024 7 26 2025

7 26 2024 7 26

24020

---

29 2024 7 26

755XY240715T000159

2024 7 15 2025

7 14 2024 7 26

755XY240715T00015901

30 2024 7 26

755XY240715T000023

2024 7 15 2025

7 14 2024 7 26

755XY240715T00002301

31 2024 4 23

SZ02( )20240007

2024 3 28 2025 3 28

2024 4 23

SZ02( )20240007-11

5


6

--	--	--	--

7


--	--	--

---

8

6

1





---

2022 3 28

2022 4 19

2021

2022

2022

2022

2022 4 25

2022

2022

2022 4 25

74

2,500

15 /

2023 4 26

2022

2022

2022

74

12,500,000

15 /

2023 5 24

2020 2021 2022

2022

2022

15 /

14.77 /

2023 6 5

2023 8 14

2020 2022

2022

75,000

2022

15,667,534

2023 10 24

2020 2022

2022

1,234,500

2022

12,395,034

2024 3 27

2021 2022

2022


6

---

	970,500		2022	
	10,601,534			
	2024 5 15			
	2022		2022	
	2024 4 24	2022		
	12,299,966	150,034		
150,034				
	2024 6 6			
	2022			2023
			2022	
		14.77 /	14.10 /	
	2024 8 16			
	2022			
	2022			
	2024 12 18			
	2022			2024
			2022	
		14.10 /	13.90 /	
	2025 4 23			
	2022			







3

4

2026 3 11

Xalgo Inc.

" " " "

m'

'e"9i2,, '©

'e"j' p0E'©

€ 9i . €Qλ - - 0i . 0p0 0,,•

---

2

3

1

2

4

5



	213, 503, 993. 09	98, 064, 365. 93
--	-------------------	------------------

2



213, 503, 993. 09	100. 00%	714, 328. 62	0. 33%	212, 789, 664. 47	98, 064, 365. 93	100. 00%	466, 457. 98	0. 48%	97, 597, 907. 95
-------------------	----------	--------------	--------	-------------------	------------------	----------	--------------	--------	------------------



1	11, 347, 479. 13	5. 31%	714, 328. 62	6. 30%	10, 633, 150. 51	756, 696. 75	0. 77%	466, 457. 98	61. 64%	290, 238. 77
---	------------------	--------	--------------	--------	------------------	--------------	--------	--------------	---------	--------------

--	--

--	--	--	--	--	--

5

	125,792,061.67			58.92%	
	36,477,108.32			17.08%	
	26,038,185.78			12.20%	
	13,105,352.23			6.14%	
	7,099,029.99			3.33%	354,951.50
	208,511,737.99			97.67%	354,951.50

2

	0.00	390,000,000.00
	912,616,647.13	361,367,402.61
	912,616,647.13	751,367,402.61

1

1

--	--	--

2

--	--	--	--	--

3

---

4


--	--	--	--	--

5

--	--

--	--	--	--	--	--

2

1

( )		
		390,000,000.00
	0.00	390,000,000.00

2

1

( )				
-----	--	--	--	--

3

4

--	--	--	--

---

--	--	--	--	--	--	--



	912,739,141.76	100.00%	122,494.63	0.01%	912,616,647.13	362,336,472.99	100.00%	969,070.38	0.27%	361,367,402.61
1	268,692.52	0.03%	122,494.63	45.59%	146,197.89	1,236,539.28	0.34%	969,070.38	78.37%	267,468.90
2	912,470,449.24	99.97%			912,470,449.24	361,099,933.71	99.66%			361,099,933.71
	912,739,141.76	100.00%	122,494.63	0.01%	912,616,647.13	362,336,472.99	100.00%	969,070.38	0.27%	361,367,402.61

122,494.63

1	153,892.52	7,694.63	5.00%
3	114,800.00	114,800.00	100.00%
	268,692.52	122,494.63	

	12	( )	( )
2025 1 1			

4

	969,070.38	846,575.75	122,494.63
	969,070.38	846,575.75	122,494.63

--	--	--	--	--

5

) (E) O L • X O E v , , , , u q - b , • @

--	--

--	--	--	--	--	--

6

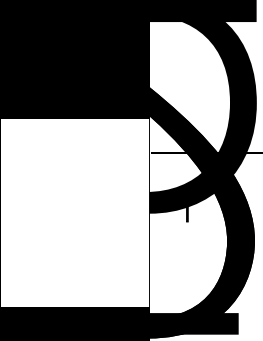
		466,793,084.53	1 3		51.14%
		260,887,364.71	1		28.58%
		76,300,000.00	1 1-2 3		8.36%
		50,000,000.00	1		5.48%
		29,990,000.00	1		3.29%
		883,970,449.24			96.85%

7

3

1,712,978.76	423,761,441.	1,289,217,32	2,167,351,00	414,618,837.	1,752,732,17	
5.00	73	3.27	8.31	90	0.41	
121,927,948.	80,890,369.5	41,037,578.7				
31	9	2				

81 10,903,500



	7, 339. 05						7, 339. 05	
XGD Europe S. A.			29, 363. 74				29, 363. 74	
			33, 000, 00 0. 00				33, 000, 00 0. 00	
			20, 820, 28 2. 16				20, 820, 28 2. 16	
			323, 001. 7 0				323, 001. 7 0	
	1, 752, 732 , 170. 41	414, 618, 8 37. 90	589, 190, 0 48. 28	1, 043, 562 , 291. 59	9, 142, 603 . 83		1, 289, 217 , 323. 27	423, 761, 4 41. 73

2

	39, 09 5, 346 . 83	80, 89 0, 369 . 59			5, 092 , 231. 89			3, 150 , 000. 00		41, 03 7, 578 . 72	80, 89 0, 369 . 59
	39, 09 5, 346 . 83	80, 89 0, 369 . 59			5, 092 , 231. 89			3, 150 , 000. 00		41, 03 7, 578 . 72	80, 89 0, 369 . 59
	39, 09 5, 346 . 83	80, 89 0, 369 . 59			5, 092 , 231. 89			3, 150 , 000. 00		41, 03 7, 578 . 72	80, 89 0, 369 . 59

---

3

4

	241, 753, 243. 23		78, 782, 329. 64	
	938, 865. 27	347, 286. 60	2, 203, 776. 66	347, 286. 60
	242, 692, 108. 50	347, 286. 60	80, 986, 106. 30	347, 286. 60

--	--	--	--	--	--	--

0.00

--	--	--

5

	48, 000, 000. 00	490, 000, 000. 00
	5, 092, 231. 89	3, 335, 883. 22
	9, 444. 90	
	19, 086, 172. 44	4, 306, 096. 55
	808, 384. 93	
	72, 996, 234. 16	497, 641, 979. 77

6

1

--	--	--

