



)

(

1

2



4

6

2015 6 10

5,000

5%

2016 6 22

[ 2016] 551

2017 5

7

100%

100%









3

2018

	1,376,098,812.16	892,348,199.22	54.21%
	141,627,598.28	59,276,245.07	138.93%
	120,295,407.44	36,380,973.57	230.65%
	-2,774,955.48	-117,997,982.92	97.65%
/	0.30	0.15	100.00%
/	0.30	0.15	100.00%
	6.34%	2.94%	3.40%
	3,668,737,058.80	4,160,400,580.37	-11.82%
	2,280,841,567.82	2,099,149,347.05	8.66%

/	0.2965
---	--------

1

2

	-11,650.25	
	18,777,309.49	
	4,778,430.13	
	-406,400.51	
	1,792,044.76	
	13,453.26	
	21,332,190.84	--

1 —

1 —

1 —

“ + + + ” SaaS +  
36

1

PCS

	6.05%
	16.75%
	31.23%
	63.18%
	204.73%
	100%

2

2001

—

PCS

IT

A

198

7.06%  
60

4

338

167

2019

128%

137,609.88  
14,162.76

54.21%  
138.93%

15,541.56

“ + + + ”  
20-30%

SaaS

AI

36

2018

100%

30%

SaaS

30 40

“ AMAZON GO ”

10,752.08

24.62%

72%

	97,183,379.25	82,102,890.13	18.37%	
	-2,774,955.48	-117,997,982.92	-97.65%	
	231,296,224.98	185,277,985.63	24.84%	
	-577,633,124.95	-226,987,698.75	154.48%	
	-348,428,847.15	-159,719,718.73	118.15%	

10%

	411,642,788.45	270,856,935.37	34.20%	-20.16%	-32.81%	12.39%
	36,760,259.89	1,753,365.03	95.23%	60.07%	43.83%	0.54%
	51,848,790.11	36,757,613.47	29.11%	137.28%	224.35%	-19.03%
	64,874,467.53	28,534,190.10	56.02%	13.18%	1.60%	5.01%
POS	11,003,715.51	7,825,213.96	28.89%	325.51%	493.02%	-20.08%
	11,364,476.06	7,421,209.83	34.70%	1,291.26%	833.41%	32.03%
	757,335,822.67	604,459,414.41	20.19%	191.76%	253.67%	-13.97%
	31,268,491.93	30,686,026.35	1.86%	169.03%	979.68%	-73.69%

	4,778,430.13	3.08%	
	0.00	0.00%	



---

**3****4****5****1**

	109,095.49
	3,673.52
	117,979.55
	0

	350,000,000.00	2019	4	24							
2019	5	16	2018		2017						
										94,790.33	
2019	6	30									0

2

	( )	(1)	(2)	(3) (2)/(1)						
1.		2,690	2,690	1,967.88	73.16%	2012 12	10			
2.		5,621	5,621	3,041.84	54.12%				822.48	
3.			15,306	16,001.82	104.55%	2016 06	30	428.42	1,163.88	
4.				9.48	3,962.25					
5. 100%		44,462		44,516.69	100.12%	2016 08	15		17,649.17	

	--	16,400	16,400	3,664.04	20,064.04	100.00%	--	--	--	--	--
	--	54,084.61	44,084.61	3,664.04	48,489.04						


	1					“	”	“	”
					2				
				2012	8	27		2012	
				“			”		1
	2			2010	6			2010	2
						“2	”		
	“	”							2
								2015	1 26
				2015	1	26			
							“		”
								3,123.16	
	3	2016	6	27					
	2012	12							20%
				80%					
	“	”			20%				
		20%							4%
	2,860		2016	9	1			2016	12 28
						“			
						2,360	”		
	1	2011				2011	3	21	
									,
	2011	4	1			1			
		2012	8	27		2012			
		“				”		1	
	2		2011	8	5				“
				”				( )	1.35

3	2011	10	24					
						4,500		2011
10					4,500			
4	2012	8	27	2012				
							3,700	
2012	8					3,700		
5	2012	12	10					
	20%						2,000	
	20%	2013	1	5			2,000	
	20%							
							80%	
				“	”	2016	6	27
								20%



CtHc"μf Ɓ 3Bf• >Í ìDE€f4&iP y >Í X ä--• >y~ ìDE€f4&à ìD \_X %o >À \_X äž >y~ •õ€•• X q†"@ç€2019





4%

20%

2,860



**6**

**1**

**2**

**3**

--	--	--	--	--	--	--	--	--	--	--	--	--	--	--

2


--	--	--	--	--	--	--	--	--	--	--	--	--	--	--

2019  
 08 1 5,760 -302,0 -2,13%  
 4

72%

---

--	--	--	--	--	--



	7 9								
	14,200	--	16,000	6,166.79		130.27%	--	159.45%	
	2018	7	9		6,166.79		2019	7	9
				14,200	-16,000			130.27%	-
				159.45%					

2017

”

“





“ ”

“ ”

287,990 2015 4,348,640

2019 3 4 2019 020 287,990 2018 3 4

2019 4 24 2015

2018 " " 2 "

2015 2018 2015 30% 2018

6% " 9,853.97 192,321.15

2018 5.12% 6% 2015

2015 2015 4,348,640 2019 5 23 2015

2015 2015

2019 064 4,348,640 2019 5 23 2015

2017 2017

2019 2 22 2017 2017

2017 6 2016 ,



2019 6 18      2019

2019 6 6  
2019-085



---

2019								

2018 03  
22

220,000 2018 12  
28

8,000

						28		
	2019 04 26	250,000	2019 06 28	8,000		2019 06 28	2019 12 19	
B1		255,000		B2		72,900		
B3		475,000		B4		50,000		
		.2+B2+C2				72,900		

2

2019 5 30

3 3

2019

2019 5 31  
2019-070

2019 5 30  
2019 6 18 2019

2019 6 14  
2019 7 11 2019

1

2019 5 31

2019-074 2019 6 6  
2019-089 2019 6 14  
2019-090 2019 5 31  
2019-073 2019 6 26

2019-095

2

2019 5 31  
6 14

2019-71 2019  
2019-090

1 2019 2 27

1 15.00 / 19.00 / 333 3333  
-666 6666 263 1578 -526 3157

2  
3  
4

2019 2 28

2019-014

2  
 1  
 0.73% 17.17 / 10.91 / 3,526,268  
 53,898,404.60

2  
 0.73% 2019 8 2 17.17 / 3,526,268 10.91 / 53,898,404.60  
 13,365.72

3  
 2019 8 5

2019-106

2019 5 30  
< >

2019 6 25

2019 5 31 2019 6 25

1 2017  
2019 4 24

2017

2017

100%  
2019 4 26

94,660.12  
2017

2019-040

2  
2019 4 24

“

” “ 20% ”

36,552,941.02

2019 4 26  
2019-039

2019 2 22

5

4.9  
12 3

98%

0.1  
2018

2%

2018

2019 2 22

2019 2 22

2019-006

2018

1

2019 4 24

2018

61,485,249.97

2018

(

---

) 2018 2018  
152,349,109.16 150,000,000.00  
2019 4 26 2018  
2019-057  
2  
2019 4 24 2018  
( ) 2018  
2018 208,022,148.12 90,000,000.00 2018  
2019 4 26 2018  
2019-058  
2019 6 5 2019  
2019 6 18 2019  
2019 6 6  
2019-087 2019-086

**1**

	142,659,59								
	6								







	20,519,254		20,519,254
	16,667,394		16,667,394
	15,550,000		15,550,000
215	12,629,499		12,629,499
LCF	12,000,000		12,000,000
	11,432,176		11,432,176
	7,747,657		7,747,657
156	6,747,560		6,747,560
	6,324,347		



			137,946,987			137,946,987			
			45,728,705			45,728,705			
			1,984,428			1,984,428			
			2,015,926			2,015,926			
			1,800			1,800			
			1,521,586			1,521,586			
			545,380			545,380			
			431,984		107,900	324,084			
			36,000	89,997		125,997			

	--	--	190,212,796	89,997	107,900	190,194,893	0	0	0
--	----	----	-------------	--------	---------	-------------	---	---	---

			2019 05 30	
			2019 05 30	
			2019 06 14	
			2019 07 11	2019
			2019 06 18	2019
			2019 05 30	
			2019 05 30	
			2019 05 30	
			2019 06 18	
			2019 06 25	



|

[REDACTED]

[REDACTED]

[REDACTED]

	295,891,154.79	268,418,278.53
	170,425,030.39	462,884,719.30
	1,986,370,600.75	2,510,785,301.71
		50,000,000.00
	25,686,955.42	8,429,417.89
	50,000,000.00	
	429,836,333.65	405,312,497.19
	35,200,690.46	42,281,739.98
	1,094,841,722.26	1,094,841,722.26
	25,274,139.41	27,856,006.85
	21,526,616.85	20,881,806.86
		12,087.63
	1,682,366,458.05	1,649,615,278.66
	3,668,737,058.80	4,160,400,580.37
	820,000,000.00	809,000,000.00



---

	68,966,530.48	23,980,654.70
	1,671,234.81	2,731,614.96
	70,637,765.29	126,712,269.66
	1,365,997,192.50	2,039,597,334.33
	483,639,641.00	477,897,755.00
	987,622,730.00	907,618,858.64
	53,887,596.73	8,108,708.97

	6,805,808.30	3,872,414.97
		4,693,931.34

	320,000,000.00	458,000,000.00
	9,015,881.81	8,144,728.85
	13,666,682.95	2,894,386.55
		4,014,062.80
	573,242.94	757,566.03
	856,465,048.99	430,769,070.55
		509,576,724.13
	1,199,720,856.69	1,414,156,538.91
		100,000,000.00
	12,006,229.92	10,264,428.87
	12,006,229.92	110,264,428.87
	1,211,727,086.61	1,524,420,967.78

	483,639,641.00	477,897,755.00
	998,462,040.99	918,458,422.02
	53,887,596.73	8,108,708.97
	54,522,847.29	54,522,847.29
	413,979,046.18	272,865,285.62
	1,896,715,978.73	1,715,635,600.96
	3,108,443,065.34	3,240,056,568.74

## 3

	2019	2018
	1,376,098,812.16	892,348,199.22
	1,376,098,812.16	892,348,199.22
	1,261,970,876.27	869,382,515.81
	988,293,968.53	619,638,471.64



	97,752.89	9,393,157.19
1.		
2.		
3.		
4.		
5.		
	97,752.89	9,393,157.19
1.		
2.		
3.		
4.		
5.		
6.		
7.		
8.	97,752.89	-235,417.61
9.		
	141,969,707.33	67,926,340.08
	141,725,351.17	68,669,402.26
	244,356.16	-743,062.18

---

	0.30	0.15
	0.00	0.00

4

	2019
--	------

	298,000.00	
“ ”	141,113,760.56	-18,328,062.57
“ ”	141,113,760.56	-18,328,062.57
“ ”	141,113,760.56	-18,328,062.57
“ ”		
		9,628,574.80
1.		
2.		
3.		
4.		
5.		
		9,628,574.80
1.		9,628,574.80
2.		
3.		
4.		
5.		
6.		
7.		
8.		
9.		



---

	206,429,565.58	158,628,825.83
	64,729,193.89	63,464,243.99
	265,422,411.80	196,486,046.24
	1,631,972,360.26	1,059,378,118.03
	-2,774,955.48	-117,997,982.92

	46,605,103.36	23,831,012.97
	1,311,272,805.30	365,197,143.25
	-577,633,124.95	-226,987,698.75
	683,008.30	-12,022.69
	-348,428,847.15	-159,719,718.73
	1,248,079,952.48	1,069,614,862.84
	899,651,105.33	909,895,144.11

## 6

	2019	2018
	23,520,793.17	7,975,271.74
	863,039,414.87	538,460,901.34
	886,560,208.04	546,436,173.08
		23,228,945.12
	22,512,850.91	27,611,064.14
	39,661.80	753,292.88
	596,337,107.78	617,324,292.11
	618,889,620.49	668,917,594.25
	267,670,587.55	-122,481,421.17
		651,600,000.00
	188,201,371.40	20,247,563.92
	11,520,000.00	
	500,000,000.00	1,210,000,000.00
	699,721,371.40	1,881,847,563.92
	2,178,027.25	3,136,343.82





4														
1														

	265,4			1,132,		-9,690,		48,695		561,29		1,998,		2,020,2	
	46,38			954,18		994.36		,781.9		4,229.		699,57		59,878.	
	0.00			1.74				9		19		8.56		300.04	60

---


	212,3			-212,3										
	89,35			89,355										
	5.00			.00										
1	212,3			-212,3										
	89,35			89,355										
	5.00			.00										



---

4													
5													

 .00





	50	1.0526%
	50	1.0526%
	50	1.0526%
	50	1.0526%
	50	1.0526%
	50	1.0526%
	50	1.0526%
	50	1.0526%
	40	0.8421%
	40	0.8421%
	40	0.8421%
	40	0.8421%
	40	0.8421%
	35	0.7368%
	30	0.6316%
	20	0.4211%
	20	0.4211%
	20	0.4211%
	20	0.4211%
	10	0.2105%
	4,750	100.0000%

[2010]1292

2010 10 8	(A )	1,600	1.00	43.33
2010 10 13		69,328.00	46,945,065.67	646,334,934.33
	“	[2010]124	”	
2011 4 21		6,350	10 2	( )
	10 8	5,080.00	11,430	
2015 4 30		11,430	10	0.50 (
)	10 10	22,860		
2015 6 19			145	

2018 12 31 5,027,120  
 2018 4 12 265,486,700  
 477,897,755.00  
 2017 12 31 10 8 212,389,355.00  
 2016 4 29 914403007311028524

2.

3.

POS

4.

2019 8 27  
 21

			%	%
			96 32	96 32
			100 00	100 00
			100 00	100 00
			100 00	100 00
Nexgo, Inc.			100 00	100 00
			100 00	100 00

1

“ ”  
15 — ‘ —

2

3

4

**2**

**3**

1

d)

3

4

**7**

**1**

1

2

3

**2**

1

3

4

5

8 —

8 —

8

9

1.

2.

“ ”

c.

d.

2

1

2

**4.**

5.

**6.**

1

2

3

4

5

6

7

8





2

3

4

5

1

2

3

;

16

17

18

1

1

2

2

19

20

21

22

1

1

2

2

1

2



- 1.
- 2
- 3
- 4

1

22 —

2

1

2

5.

1

2

3

4

5

23

24

1

1

2

2

		40	5%	2.375%
		5	5%	19%
		5	5%	19%
POS		3	5%	31.67%
		5	5%	19%

3

25

1

3

3

4

27

28

29

30

1

1

2

a.

	50	
	5	

b.

**2**

1)

2 .

a.

b.

c.

d.

e.

---

32

1

1

2

	5
	3-5
	10
	5
	5

33

34

1

2

3

4

35

36

1

2

• ANGy Ä 37

1  
2  
3  
4  
5  
6

3

4

38



**41**

/

( )

**1**

1

2

**2**

1

2

3

**3**

1

2

**42**

**1**

1

2

2

1

	332,465,986.93	332,465,986.93	
	25,219,758.12	25,219,758.12	
	20,941,772.99	20,941,772.99	
	738,461.24	738,461.24	
	268,418,278.53	268,418,278.53	
	462,884,719.30	462,884,719.30	
	2,510,785,301.71	2,510,785,301.71	
	50,000,000.00		50,000,000.00
	8,429,417.89	8,429,417.89	
		50,000,000.00	50,000,000.00
	405,312,497.19	405,312,497.19	

	1,094,841,722.26	1,094,841,722.26	
	27,856,006.85	27,856,006.85	
	20,881,806.86	20,881,806.86	
	12,087.63	12,087.63	
	1,649,615,278.66	1,649,615,278.66	
	4,160,400,580.37	4,160,400,580.37	
	809,000,000.00	809,000,000.00	
	86,222,852.24	86,222,852.24	
	227,687,142.13	227,687,142.13	
	19,606,130.50	19,606,130.50	
	56,437,170.72	56,437,170.72	
	26,761,901.80	26,761,901.80	
	177,593,143.15	177,593,143.15	
	17,938,729.86	17,938,729.86	
	6,732,119.40	6,732,119.40	
	509,576,724.13	509,576,724.13	

	1,912,885,064.67	1,912,885,064.67	
	100,000,000.00	100,000,000.00	
	23,980,654.70	23,980,654.70	
	2,731,614.96	2,731,614.96	
	126,712,269.66	126,712,269.66	
	2,039,597,334.33	2,039,597,334.33	
	477,897,755.00	477,897,755.00	
	907,618,858.64	907,618,858.64	
	8,108,708.97	8,108,708.97	
	-742,793.98	-742,793.98	
	54,522,847.29	54,522,847.29	
	667,961,389.07	667,961,389.07	
	2,099,149,347.05	2,099,149,347.05	
	21,653,898.99	21,653,898.99	
	2,120,803,246.04	2,120,803,246.04	
	4,160,400,580.37	2,120,803,246.04	

2017 22 — [2017]7 23  
 — [2017]8 24 — [2017]9  
 37 — [2017]14 “ ”  
 2018 1 1  
 2019 1 1 “ ”  
 2019 1 1  
 1 “ ”  
 ” “ ”  
 2 “ ” “ ”  
 3 2019  
 2018

	2018 12 31	2019 01 01	
	397,475,695.04	397,475,695.04	
	27,773,815.42	27,773,815.42	
	3,872,414.97	3,872,414.97	
	4,693,931.34	4,693,931.34	



	4,014,062.80	4,014,062.80	
	757,566.03	757,566.03	
	430,769,070.55	430,769,070.55	
	509,576,724.13	509,576,724.13	
	1,414,156,538.91	1,414,156,538.91	
	100,000,000.00	100,000,000.00	
	10,264,428.87	10,264,428.87	
	110,264,428.87	110,264,428.87	
	1,524,420,967.78	1,524,420,967.78	
	477,897,755.00	477,897,755.00	
	918,458,422.02	918,458,422.02	
	8,108,708.97	8,108,708.97	
	54,522,847.29	54,522,847.29	



--	--	--

	15%
	12.5%
	15%
	15%
	15%
Nexgo, Inc.	
	25%
	15%
	25%
	25%
	25%
NEXGO DO BRASIL PARTICIPACOES LTDA	
Nexgo Technology DWC-LLC	0%
	0%
Nexgo Global Limited	16.5%
	25%
	25%
	12.5%
	0%
	25%
	25%
XGD Macau Limited	12%

2

1

2011 1 1

[2011]100

2019 15%  
2017 11 13 GR201733003299  
15%  
2019 15%  
2018 12 3 GR201843001254  
, 15% 2019  
15%  
2017 10 31 GR201744204371 2019  
15%  
2017 10 31 GR201744202118 2019  
15%  
RQ-2016-E6006 2008 001 2012  
27 2013 43 2019 68  
2019  
2008 408 2013 43 GR2f

1

	29,945.20	646,929.87
	872,664,979.07	1,216,285,900.88
	106,675,159.24	112,937,990.01
	979,370,083.51	1,329,870,820.76
	11,352,965.91	12,890,698.14

2


3

--	--	--

4

1

	27066c>12 19.62 ef331.81 1 Tf81.84 19.62 efBT/T 74.6 73 0 0 9 414.72 101 g	
	74,714,486.24	70,884,205.25
	2,333,798.26	99,759.83
	77,048,284.50	70,983,965.08

--	--	--






1	1	395,535,477.52
1	2	51,415,096.03
2	3	8,659,686.94
3		13,384,443.35
3	4	13,384,443.35
		468,994,703.84

**2**

	750.00
--	--------

--	--	--	--	--	--

4

	单位名称	是否为关联方	账面余额	占总额比例
	第一区	否	2,140,000.00	0.51%
	第二区	否	2,140,000.00	0.51%
16.83	第三区	否	15,683,193.98	90.42%
4.63	第四区	否	2,478,565.51	98.02%
2.20	第五区	否		
33.11	第六区	否		

5

6

6

--	--	--

7

1

1	15,683,193.98	90.42%	24,718,565.51 98.02%

1	2	1,506,711.70	8.69%	485,432.56	1.92%
2	3	135,759.77	0.78%		
3		19,140.00	0.11%	15,760.05	0.06%
		17,344,805.45	--	25,219,758.12	--

1

2

序号	单位名称	是否为关联方	账面余额	占总额比例
1	湘潭市电线电缆有限公司	否	2,339,155.00	13.49%
	湘潭市电线电缆有限公司	否	169,002.50	13.49%

8

		169,002.50	738,461.24
		23,166,616.36	20,203,311.75
		23,335,618.86	20,941,772.99

1

1

		169,002.50	738,461.24
		169,002.50	738,461.24

2

--	--	--	--	--

3

**2**

1

( )		
-----	--	--

2

1

( )				
-----	--	--	--	--

3

**3**

1

	4,886,842.37	3,701,364.84
	19,646,898.23	21,888,188.25

---

3		4,649,569.32
3	4	4,649,569.32

--	--	--	--	--

7

8

9

1

	50,423,467.91	4,635,216.18	45,788,251.73	57,522,448.01	4,639,559.44	52,882,888.57
	10,461,525.63	0.00	10,461,525.63	6,492,852.81	0.00	6,492,852.81
	6,065,604.92	0.00	6,065,604.92	2,786,019.17	0.00	2,786,019.17
	56,077,087.31	6,158,365.04	49,918,722.27	71,664,187.68	6,158,365.04	65,505,822.64
	59,064,296.38	3,033,231.76	56,031,064.62	45,428,637.96	4,083,649.93	41,344,988.03
	127,625,985.62	0.00	127,625,985.62	99,405,707.31	0.00	99,405,707.31
	309,717,967.77	13,826,812.98	295,891,154.79	283,299,852.94	14,881,574.41	268,418,278.53

4 —

1 —

5 —

2

	4,639,559.44			4,343.26		4,635,216.18
	0.00					0.00
	0.00					

	6,158,365.04					6,158,365.04
	4,083,649.93			1,050,418.17		3,033,231.76
	0.00					
	14,881,574.41			1,054,761.43		13,826,812.98

**3**

**4**

--	--	--	--	--	--	--

**10**


--	--	--	--	--	--	--

				/		
--	--	--	--	---	--	--

**11**

--	--	--	--	--	--	--

**12**

--	--	--	--	--	--	--


	570,602.30	1,206,047.64
	68,146,409.05	45,528,596.06

		1,660,056.39
	90,000,000.00	




--	--	--

15

--	--	--	--	--	--	--	--	--	--

--	--	--	--	--	--	--	--	--

12	( )	( )		OÀ


---

2019 1 1	—	—	—	—
----------	---	---	---	---

2

3

17



“ ”

2019 1 1

1

”

“

“

”

2

“

”

“

”

3

2018

2019

**1**

				POS		
1.	387,894,185.80					

3.				5,915.54	7,981.24	13,896.78
1				5,915.54	7,981.24	13,896.78
4.		119,885.58		2,720,139.37	88,626.54	2,928,651.49
1.	359,652,082.66	668,385.67	552,979.38	51,062,127.74	17,900,758.20	429,836,333.65
2.	364,460,866.86	550,359.19	595,376.90	21,070,956.20	18,634,938.04	405,312,497.19

2

--	--	--	--	--	--

3

--	--	--	--	--

4

--	--

5

--	--	--

6

	0.00	0.00

22

--	--	--

1


24

25

--	--	--	--

26

1

1.	20,564,938.80	44,943,157.89		34,530,930.17	30,557.36	100,069,584.22
2.				1,412,915.81		1,412,915.81
1				1,412,915.81		1,412,915.81
2						
3						
3.				5,942.99		5,942.99
1				5,942.99		5,942.99
4.	20,564,938.80	44,943,157.89		35,937,902.99	30,557.36	101,476,557.04
1.	2,878,231.08	34,955,789.47		19,930,056.84	23,766.85	57,787,844.24
2.	205,659.36	5,028,149.56		3,254,213.42		8,488,022.34
1	205,659.36	5,028,149.56		3,254,213.42		8,488,022.34
3.						
1						
4.	3,083,890.44	39,983,939.03		23,184,270.26	23,766.85	66,275,866.58

1.						
2.						
1						
3.						
1						
4.						
1.	17,481,048.36	4,959,218.86		12,753,632.73	6,790.51	35,200,690.46
2.	17,686,707.72	9,987,368.42		14,600,873.33	6,790.51	42,281,739.98

0.00%

**2**

--	--	--

**27**

--	--	--	--	--

**28****1**

	139,753,563.89			139,753,563.89
Nexgo, Inc.	36,293,613.94			36,293,613.94
	433,158,998.49			433,158,998.49


	498,999,154.30					498,999,154.30
	1,600,063.91					1,600,063.91
	1,109,805,394.53					1,109,805,394.53

2

	11,356,561.90					11,356,561.90
Nexgo,Inc	3,607,110.37					3,607,110.37
	14,963,672.27					14,963,672.27

29

	25,781,826.05	80,197.56	2,412,189.32		



5

--	--	--	--

31

	0.00	12,087.63
		12,087.63

32

1

	820,000,000.00	809,000,000.00
	820,000,000.00	809,000,000.00

2

--	--	--	--

33

--	--	--





7,170.72	158,450,039.72	201,118,140.22	13,769,070.22

3,739.02	142,374,314.42	184,726,146.67	13,016,906.77
	2,634,697.52	2,580,697.52	54,000.00
3,971.55	3,637,158.78	3,806,248.92	149,881.41
3,253.69	3,280,307.70	3,426,813.90	131,747.49
3,062.81	90,832.29	96,181.09	3,714.01
1,655.05	266,018.79	283,253.93	14,419.91
2,400.00	2,555,787.12	2,577,461.12	90,726.00
3,671.20	671,173.74	574,975.86	246,869.08
3,781.77	151,873,131.58	194,265,530.09	13,558,383.26

4,701.77	5,720,910.11	5,942,856.06	162,755.82
3,937.18	182,258.52	189,981.56	6,214.14
3,638.95	5,903,168.63	6,132,837.62	168,969.96

	20,645,799.45		15,879,856.15

	1,098,647.99	1,200,565.60
	35,247,021.61	26,761,901.80

41

		17,938,729.86
		6,732,119.40
	144,224,559.90	152,922,293.89
	144,224,559.90	177,593,143.15

1

		16,177,777.89
		1,760,951.97
		17,938,729.86

--	--	--

2

		6,732,119.40
		6,732,119.40

1

3

1

--	--	--

---

	2,880,998.33	2,334,375.50
	7,005,383.14	5,347,783.12
	118,177,896.81	61,031,464.73

45

1

		100,000,000.00
		100,000,000.00

46

1

--	--	--

2

3

4


47

--	--	--

48

---

--	--	--

**1**

--	--	--

**2**

--	--	--	--	--	--

**49**

**1**

--	--	--

**2**

--	--	--

--	--	--

--	--	--

**50**

--	--	--	--

51


	20,509,724.80	19,089,319.04	18,776,809.49	20,822,234.35	
	263,501.10	2,129,473.00	335,963.75	2,057,010.35	
	3,207,428.80	52,683,911.50	9,804,054.52	46,087,285.78	POS
	23,980,654.70	73,902,703.54	28,916,827.76	68,966,530.48	--

--	--	--	--	--



4,129,759.80

24,395.60		
59,880.00		





	896,836,011.81	73,748,104.96		970,584,116.77
	10,782,846.83	6,255,809.71	43.31	17,038,613.23
	907,618,858.64	80,003,914.67	43.31	987,622,730.00

	8,108,708.97	45,778,887.76		53,887,596.73
	8,108,708.97	45,778,887.76		53,887,596.73

	-742,793.98	97,752.89				97,752.89		-645,041.09



	54,522,847.29			54,522,847.29
	54,522,847.29			54,522,847.29

60

4

	667,961,389.07	561,294,229.19
	141,627,598.28	59,276,245.07
		39,822,926.70
	809,588,987.35	580,747,547.56

- 1) 0.00
- 2) 0.00
- 3) 0.00
- 4) 0.00
- 5)

	148,556.26	148,566.26
	437,820.17	526,754.43
	71,955.97	64,003.06
	7,415,376.90	5,880,088.83

## 63

	27,359,498.21	24,514,833.53
	642,976.24	242,340.64
	3,135,497.05	
	4,050,542.48	4,141,758.69
	7,769,260.70	3,073,967.43
		11,145,173.00
		3,213,696.38
		1,527,993.66
		1,693,361.50
		53,276,154.21

## 64

		36,907,991.02
		4,554,428.83

**65**

	64,331,864.44	59,512,401.34
	5,278,761.52	6,658,986.20
	4,761,315.95	3,949,613.37
	6,716,655.72	6,984,201.58
	16,094,781.62	4,997,687.64
	97,183,379.25	82,102,890.13

**66**

	25,832,909.99	34,057,541.58
	-7,530,963.27	-4,478,509.58
	-810,398.39	67,584.70
	-4,929,709.77	
	293,645.88	240,680.66
	12,855,484.44	29,887,297.36

**67**

	18,544,829.91	8,662,962.93
	22,969,456.50	20,479,165.03
	41,514,286.41	29,142,127.96

**68**

		11,605,481.73
	4,778,430.13	12,359,430.33

**69**

--	--	--

**70**

--	--	--

**71**

--	--	--

**72**

74





**3**

	565,500.00	3,000,000.00
	590,000,100.00	1,230,000,000.00
	590,565,600.00	1,233,000,000.00

**4**

	364,980,818.84	1,340,000,000.00
	364,980,818.84	1,340,000,000.00

**5**

	34,155,431.28	47,444,185.62
	34,155,431.28	47,444,185.62

**6**

	567,058.04	21,431,012.97
	250,000	2,400,000.00
	45,788,045.32	
	46,605,103.36	23,831,012.97

79

1

1	--	--
	141,871,954.44	58,533,182.89
	4,993,407.94	-2,669,553.70
	13,188,556.24	10,894,111.53
	8,488,022.34	7,235,817.78
	3,004,329.28	3,035,727.17
“ ”	11,650.25	-1,101,464.44
“ ”	26,053,837.38	34,796,641.04
“ ”	-4,778,430.13	-12,359,430.33
“ ”	-644,809.99	2,061,794.11
“ ”	-1,060,380.15	-1,605,293.46
“ ”	-91,199,834.73	25,737,025.34
“ ”	-54,360,134.12	1,079,782,678.47
“ ”	-54,106,665.45	-1,331,125,793.73
	5,763,541.22	8,786,574.41
	-2,774,955.48	-117,997,982.92
2	--	--
3	--	--
	899,651,105.33	909,895,144.11
	1,248,079,952.48	1,069,614,862.84
	-348,428,847.15	-159,719,718.73

2

3

4

	899,651,105.33	1,248,079,952.48
	29,945.20	646,929.87
	871,712,705.99	1,216,285,900.88
	27,908,454.14	31,147,121.73
	899,651,105.33	1,248,079,952.48

80

“ ”

81

	79,718,978.18	
	79,718,978.18	--

82

1

		--	--

	5,145,308.51	6.87	35,336,688.39
	--	--	

2

83

84

1

--	--	--	--

2

85

1

1

--	--	--	--	--	--	--	--	--

2

--	--

3


4

5

6 6\*6.— % pW/Bñ ù ”™ V ` (“ GD-`

--	--

3


3

4

5

6

1

1

				96.32%		
				100.00%		

			POS	100.00%		
					100.00%	
Nexgo,Inc.			POS	100.00%		
				100.00%		
				100.00%		
					60.00%	
					100.00%	
					100.00%	
NEXGO DO BRASIL PARTICIPACOE S LTDA			POS		100.00%	
NexgoTechnolog yDWC-LLC					100.00%	
					100.00%	





4

5

2

1

2

--	--

3

1


20%

20%

2

	/	/

3

	/	/

4

	/	/
	--	--
	--	--
	--	--
	--	--

5

6

--	--	--	--

7

8

4

				/

5

6

1

	--	--	--	--
	--	--	--	--

2

3

4

5

6

7

8

9

1

--	--	--	--	--	--

2

3

--	--

4

	5%

5

1

/

--	--	--	--	--	--

/

--	--	--	--

2

/

/

/

/	/	/	/	/	/	/
---	---	---	---	---	---	---

/

/

/	/	/	/	/	/	/
---	---	---	---	---	---	---

/

**3**

--	--	--	--

		252,782.75	506,628.60
		93,189.36	0.00
		415,461.56	0.00

**4**

--	--	--	--	--

--	--	--	--	--

**5**


6



7





2017	2016	2017	2017
2019 2 22	6		
2017	2016	,	
312,288	2017		7,507,843
2019 3 4			
2019 064			4 2
		M 0g Á pyÁŽ ‡ p	o33GGÍ Ä
			} €Öp

”

383 00

2018 8 24

2,215,638.00 , 2,559,100.00

2,559,100.00

2019 6 30

2

3

1

--	--	--	--

2

3

4

1

1

--	--	--	--

2

--	--	--

2

3

1

2

4

5



6

1

2



3

4

7

2019 5 30 72% 72%

5% “ ” “ ”

“ ” 31% 20% 21%

72% 28%

8,000 100% 72% 5,760

2019 069

2019 6 26 1,152

72%

2019-098

2019 5 30

3 3

2019

2019 5 31  
2019-070

8

2019 2 27

1 15.00 / 19.00 / 333 3333  
 -666 6666 263 1578 -526 3157  
 2  
 3  
 4

2019 2 28

2019-014

1 3,526,268 0.73% 17.17 /  
 10.91 / 53,898,404.60 13,365.72  
 2 3,526,268 0.73%  
 17.17 / 10.91 / 53,898,404.60  
 13,365.72

2019 8 5

2019-106

2015  
2019 2 22

2015

3 2015  
 2015 287,990 2015 4,348,640  
 2019 3 4 2015  
 2019-020 287,990 2018 3 4

2019 4 24

2015

2018 " 2 "  
 2015 2018 2015 30% 2018  
 6% "  
 2018 9,853.97 192,321.15  
 5.12% 6% 2015

2015

2015

2015

4,348,640

2019 5 23

2015

2019 064

2015

4,348,640

2019 5 23

2015

2017

M i  
M

M

20

Á

/



1	2	5,361,365.60
2	3	1,905,937.36
3		5,237,772.75
3	4	5,237,772.75
		17,625,142.78

## 2

	5,963,149.98	1,743,863.38		239,747.39	7,467,265.97
	5,963,149.98	1,743,863.38		239,747.39	7,467,265.97

## 3

--	--

--	--	--	--	--	--

## 4

单位名称	期末余额	占应收账款期末余额的比例(%)
第一名	5,397,606.68	30.62%
第二名	5,194,005.50	29.47%
第三名	1,564,931.05	8.88%
第四名	711,882.86	4.04%
第五名	528,696.56	3.00%
1	17,625,142.78	100.00%

5

6

2

	165,334,305.25	4,693,931.34
	165,334,305.25	4,693,931.34

1

1

--	--	--

2

--	--	--	--	--

3

2

1

( )		
-----	--	--

2

1

( )		
-----	--	--

3

1

		512,359.52
	2,678,974.14	2,212,752.94
	119,074.96	159,885.76
	163,397,735.95	3,007,592.00
	166,195,785.05	5,892,590.22

2

	12	( )	( )	
2019 1 1	—	—	—	—

1 1	164,420,777.41
	164,420,777.41
1 2	1,028,900.36
2 3	283,119.25
3	462,988.03
3 4	93,867.03
4 5	35,320.00
5	333,801.00
	166,195,785.05

3


	1,198,658.88		337,179.08	861,479.80
	1,198,658.88		337,179.08	861,479.80

--	--	--	--	--

4

--	--

--	--	--	--	--	--

5

		149,309,176.29	1	89.84%	
		14,000,000.00	1	8.42%	
		595,737.60	1 2	0.36%	119,147.52
		411,706.57	1 2	0.25%	82,341.31
		400,000.00	1	0.24%	20,000.00
	--	164,716,620.46	--	99.11%	221,488.83

6

--	--	--	--	--

7

8

**3**

	2,542,733,683.31	24,989,932.23	2,517,743,751.08	2,545,920,513.11	24,989,932.23	2,520,930,580.88
	2,542,733,683.31	24,989,932.23	2,517,743,751.08	2,545,920,513.11	24,989,932.23	2,520,930,580.88

**1**

	50,000,000.00					50,000,000.00	
	4,000,000.00	6,000,000.00				10,000,000.00	
	2,520,930,580. 88	16,264,454.36	19,451,284.16			2,517,743,751. 08	24,989,932.23

2

	( )									( )	

3

4

	2,955,662.96	2,363,547.61	24,111,934.78	18,919,248.80
	412,192.94	145,654.17	2,720,919.39	1,813,154.86
	3,367,855.90	2,509,201.78	26,832,854.17	20,732,403.66

5

	185,000,000.00	
		24,315,465.37
	3,201,371.40	
		11,247,563.92

	188,201,371.40	35,563,029.29
--	----------------	---------------

6

1

	-11,650.25	
	18,777,309.49	
	4,778,430.13	
	-406,400.51	
	1,792,044.76	
	13,453.26	
	21,332,190.84	--

1 —

1 —

2

		/	/
	6.34%	0.30	0.30
	5.38%	0.250	0.250

3

1

2

3

4

**2020**