

(* , %

)' (, ' %/

+

* , %

+*' (*' %:

)' (,

*

()

(' %

, ' fl

(, %

)' (,

(-)

*

)

+

() O

/, %

(

)

)' (+\$)' (-

,)/ , ') + . .

)' (*

, fl)' (+\$)' (-

, fl

(+% *(% *O%

*)% +, % -) %

)' (+

⊗

)' '+\$)' ('

⊗

)' '/\$)' ' O

)' '/\$)' ('

)' ',

⊗

)' (,

)' (,

)' (, (

' GF J G) G

1				
1	POS		5
2	IT		6
3			8
4	2014		10
5	135.2		" "	
			13

.

1:	2010-2013	5
1	POS	6
2		6
2:	IT	7
3:	POS	9
4:		10
3		11
5:	135.2	14

POS

GF J

GF J

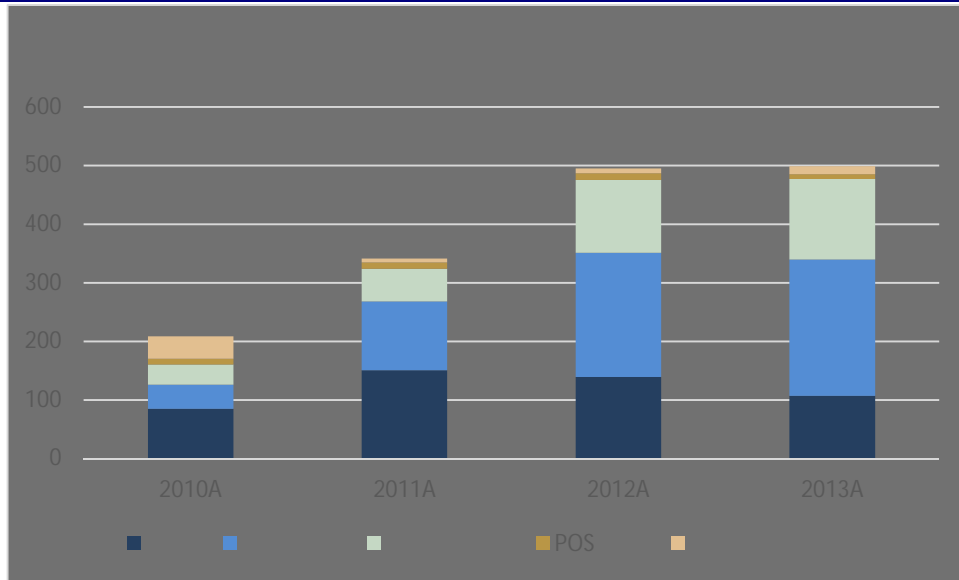
)''. \$'' O

/. fl .. fl +/fl

)' ((\$)' (*

./fl , /fl

1: 2010-2013



()' ('

))' (*

N `e[

' /

/

+)

)

)' (+

(

1

POS

) (+

) (+

@

)' (+))(

(' ' fl

) '(

)

) '(+ () ('

() (/

) '(,

⊗) '(+ ()

(/

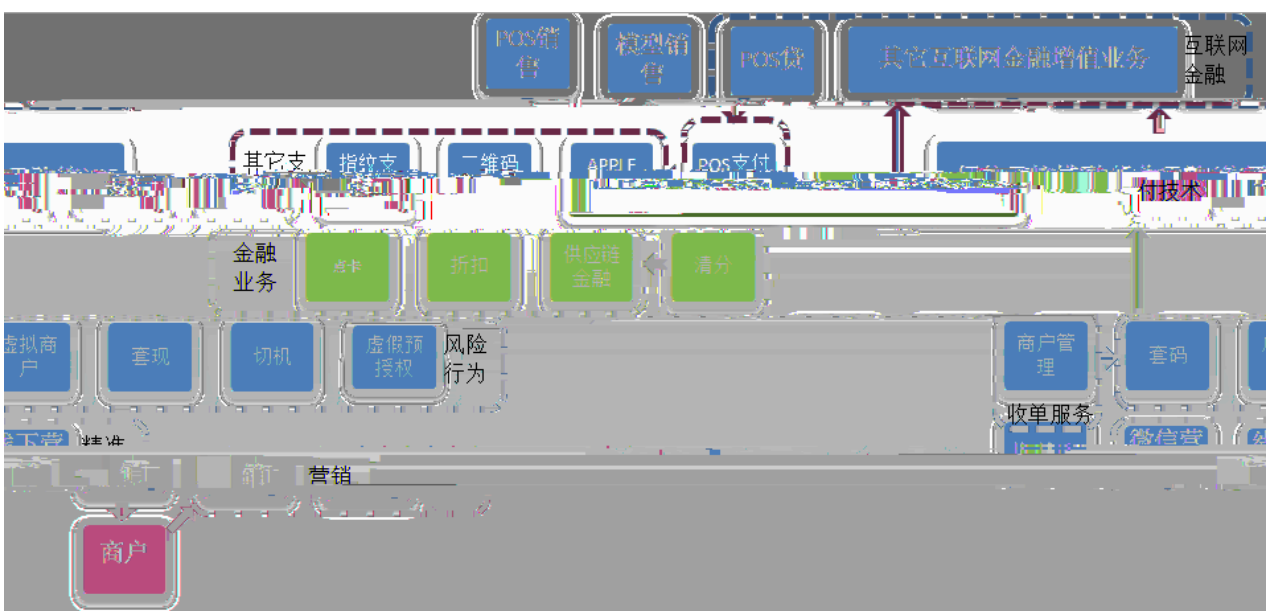
) '(+ ()/

6°

ž ž • Ó bi o Đ|0ž ` à) ž± m œ±p Đš ™| ¼ œĽ sF b †R&c àuB+e S RDà90n T"¶ _o_ž
•ipE`â š•Ck

+

4:



N e[

4 2014

GF J

GF J

GF J

O' fl

GF J

)' ((\$)' (* GF J

+ ' . . . /

/(* - * + - ()

GF J

)' ((\$)' (*

* .

)' ((\$)' (*

. 0, . . . - -- /

(0

), (-)' (*

)' (*

((-)' ((\$)' ()

- (.)' (*

GF J

)' (+ \$)' (,

GF J

*' fl ** fl

)' (+ \$)' (,

,)' (+

() -)' (, (. *+% +0%)' (+\$)' (-
,)/ , ') +. .)' (* , fl

3

	2011A	2012A	2013A	2014E	2015E	2016E	2017E
	+(%)	+0, %	+00%	- . 0'	0' +'	((+')	(+' .
	Pf P - *%fl	++%fl	' %fl	*- %fl	**%fl	, %fl) - %fl
GF J	*) ,	+ , %	+ . %	--+'	/ ,	((' ((+' ' .
	Pf P (')%fl	+-%fl	' %fl	*0%fl	*(%fl	, %fl) . %fl
	/(* .	- *+	- ()	, , -	,)/	, ')	+ . /
	+ ' %	, , %	. /%	((0% .	(- , % .	(0% .) 0) %
	(, ((*0	(' - %	(/)) +0') /-	* +'
	+ . %	. ' %	0(% .	((, %	(, ' %) ' %	, ' %
	+ ' fl	*- fl	(/fl	*' fl	**fl	*' fl	*' fl
	. 0,	, , -	-- /	,)/	, ')	+ . .	+ , *
	(0% .	, %	(- %	*+%	+0%	- ' %	, , %
	((.) ()) **%) 00'	* /+	+0)	- * (
	/) +	- . *	, 0 .	, - .	, *0	, ()	+ /-
	(+%	* (% .	*0%	,) %	. (% .	0- %	() 0%
	, -	() +	(* .	(/)) +)	*))	+) 0'
	/) +	- . *	, 0 .	, - .	, *0	, ()	+ /-
	- %	(/%)) %	*) %	+ , %	-) %	// %
GF J	((%	((%	/	,	()	(+	(-
	Pf P - *%fl	++%fl	' %fl	\$* . %fl	(+' %fl	(- %fl	(+ %fl
	, %	/%	(+%	('	(.	(0) (
	Pf P - *%fl	++%fl	' %fl	\$) 0%fl	. ' %fl	((%fl	(' %fl

POS

Wind

)' ((\$)' (* /) + - . * , 0. (+%
* (% *0% GF J)' (+\$)' (- ,) %
, (% 0- % , - . , *0 , () , fl
)' (+\$(' - *) % +, % -) %
, - . , *0 , ()
GF J)' (+\$)' (-

4

	2011A	2012A	2013A	2014E	2015E	2016E	2017E
	*+)	+0,	+00	- . 0	0' **	((**	(+*-
)/*	+ ,	+//	- ++	/+)	(' *	(* (*
	(-')0,	*('	*0-	,)0	--,	/+-
	-		+			0	()

)' (*

' %+
/

' %+

)%

)' (*

)' (+

)' ((

' %+ (%-

' %'

5

135.2

"

"

)' (,

' %/

+'

*, %

1

(,

+' fl

+)

-

(

5:

135.2

GF J	*, %	\$\$	+ ' O
	/,		(O
	(, %		(%O
	(* , %		

Wind,

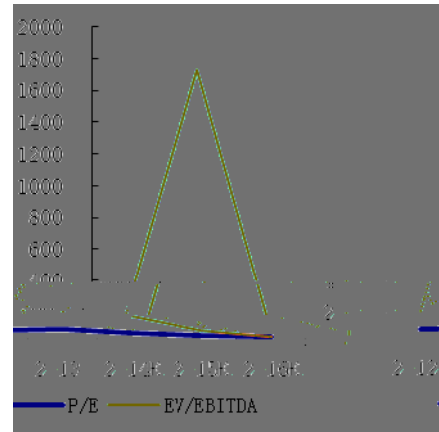
	2012	2013	2014E	2015E	2016E	2014E	2015E	2016E
	495	499	679	903	1,133			
	139	107	182	248	286			
	212	233	299	384	492			
	124	137	182	242	322			
POS	11	8	5	12	14			
	8	14	10	17	19			
	457	488	643	842	1,037			
	0	310	396	529	665			
	--	--	106	145	168			
	--	--	175	225	289			
	--	--	106	142	189			
POS	--	--	3	7	8			
	--	--	6	10	11			
	6	4	5	7	9			
	76	76	95	126	159			
	94	109	156	187	213			
	(20)	(15)	(13)	(12)	(12)			
	6	4	4	4	2			
	0	0	0	0	0			
	1	11	1	1	(4)			
	38	22	36	62	93			
	30	34	36	37	37			
	68	57	73	99	130			
	8	2	1	11	17			
	60	55	71	88	113			
	(0)	(0)	0	0	0			
	60	55	71	88	113			

:

	2012	2013	2014E	2015E	2016E
	60	55	71	88	113
	12	10	8	10	11
	(18)				

EBIT Margin	3.7	(0.7)	3.3	5.5	7.5
	44.9	0.8	35.9	33.1	25.5
	(20.6)	(8.7)	30.1	23.5	28.0
	19.4	17.3	20.1	23.8	25.5
	0.50	0.48	0.62	0.77	0.90
	0.40	0.40	0.49	0.59	0.67
	11.8	3.8	1.5	11.0	12.5
	0.0	0.1	0.2	0.3	0.3
()					
P/E	89.8	98.3	75.6	61.2	47.8
P/B	5.5	5.2	4.9	4.6	4.3
EV/Sale	9.5	9.4	7.0	5.3	4.3
EV/EBITDA	202.2	#####	179.6	87.6	51.6

()



#

00' '-,

Zf d gčXeZ\7 j n j i \j \Xi Z_%f d

n n n %n j i \j \Xi Z_%f d

9l p)'
 F l kg \i] f id ,)'
 Ž \i k i Xč ,)'
 Ž e [\i g \i] f id ž ,)'

F m \i n \^ ^ _k
 Ž \i k i Xč
 Ž e [\i n \^ ^ _kž

kg 1&n n n %n j i \j \Xi Z%f d

#