



**2014**

**2015-023**

**2015 03**



.....	2
.....	5
.....	7
.....	10
.....	34
.....	46
.....	51
.....	58
.....	61
.....	164



			300130
	Xinguodu		
	XGD		
		17A	
	518040		
		17A	
	518040		
	www.xinguodu.com		
	xgd-zqb@xinguodu.com		
		5022	B 11

	17A	17A
	0755-83481391	0755-83481391
	0755-86319990	0755-86319990
	liyanfang@xinguodu.com	fangyuan@xinguodu.com

	www.cninfo.com.cn

	2001 07 31		4403012070860	440301731102852	73110285-2

	2014	2013		2012
	678,200,326.93	499,177,767.74	35.86%	495,075,044.67
	388,957,724.06	309,530,557.90	25.66%	294,528,706.61
	35,832,045.47	22,310,613.40	60.61%	38,266,973.23
	77,332,937.51	56,599,098.77	36.63%	68,111,240.28
	79,581,385.94	54,940,058.49	44.85%	60,160,444.91
	68,708,194.95	44,885,149.02	53.08%	56,226,757.63
	-3,867,312.57	35,329,141.02	-110.95%	-38,725,834.44
/	-0.03	0.31	-110.93%	-0.34
/	0.70	0.48	45.83%	0.53
/	0.70	0.48	45.83%	0.53
	7.44%	5.45%	1.99%	6.28%
	6.43%	4.46%	1.97%	5.87%

1

2

	2014	2013	2012	
	479,361.17	9,613,916.23	-23,972.02	
	10,833,200.00	550,500.00	4,417,500.00	
	-389,370.18	-109,670.13	-439,265.70	
	50,000.00	-163.37	20,575.00	
	10,873,190.99	10,054,909.47	3,933,687.28	--

1 —

1 —

1 —

1

2015 1 5

6

2015 1 27

---

2				
2014	31,918.80	61.72%		
12,779.67	40.03%			
7,668.59	24.03%			
		6.29%	2015	

3

4  
2014 2015

1

	POS	POS	POS	POS	POS
2014	“	”			
2014	7,958.14	67,820.03	35.86%	7,733.29	36.63%
		44.85%			
1				IPD	O2O
N			M-POS		
PCI4.0	G				
35.74%					15.36% 2013
2				POS	
					&
Cartes Identification					
		5.41%	2013	801.96%	
3					

“ ”

2014

5

“ ”

6

2

1

1

DCG

DCG

DCG

C&C

&\$(

&" & % ' \$" \*) %

+ž-, "%(      \*+ž, &\$" \$      ' )", \*%      ' ž), "' &\$      \*\$" \*%%

2

3

	2014	2013	
	678,200,326.93	499,177,767.74	35.86%

/			2014	2013	
			1,074,518	777,441	38.21%
			1,198,436	789,792	51.74%
			126,798	114,023	11.20%

30%

', " &amp; %

)% +(%

4

	2014		2013		
	353,191,575.89	91.08%	272,455,664.73	88.15%	29.63%
	13,676,698.81	3.53%	15,240,349.89	4.93%	-10.26%
	22,672,143.40	5.85%	21,379,896.78	6.92%	6.04%
	387,779,608.18	100.00%	309,075,911.40	100.00%	25.46%

5

	2014	2013		
	98,295,524.31	76,460,971.07	28.56%	
	156,945,062.59	109,144,189.66	43.80%	
	-12,717,729.87	-14,766,249.01	13.87%	
	-2,239,032.20	1,708,663.80	-231.04%	

6

%(z%, z\*\* (" ) &amp;

% " \* %

&amp; %

	2014	2013	2012
	104,188,634.52	76,757,353.10	66,553,514.04
	15.36%	15.38%	13.44%
	0.00	0.00	0.00

	0.00%	0.00%	0.00%
	0.00%	0.00%	0.00%

7

	2014	2013	
	699,860,476.48	599,673,731.54	16.71%
	703,727,789.05	564,344,590.52	24.70%
	-3,867,312.57	35,329,141.02	-110.95%
	7,200,000.00	16,420,000.00	-56.15%
	178,216,532.90	75,031,038.28	137.52%
	-171,016,532.90	-58,611,038.28	-191.78%
	12,302,628.02	15,618,641.52	-21.23%
	11,430,000.00	5,715,000.00	100.00%
	872,628.02	9,903,641.52	-91.19%
	-174,011,217.45	-13,378,255.74	-1,200.70%

30%

1.

110.95%

30%

	132,207,152.50
	36.17%

30%

9

2014

104

5.41% 2013 801.96%

PCI4.0 POS O2O

POS

72.42%

5.44%

50.98

5.43%

2014

2015

2015

1

2015

POS

2

&\$%

&\$%(

&\$%)

3

4

2015

IBM

5

2015

20%

~~FDQWYK6.6~~

---

132,475,686.20

56,907,036.28

---

	0					
	24,526,601.30	1.78%	22,062,164.22	1.76%	0.02%	
	26,981,294.82	1.95%	20,644,745.93	1.65%	0.30%	

---

30,822.69
-----------

2.

	( )		(1)		(2)	(3) (2)/(1)				F
--	-----	--	-----	--	-----	----------------	--	--	--	---



					4,500		2011	10
				4,500				
4	2012	8	27	2012				
					3,700			2012
8				3,700				
5	2012	12	10					
	20%				2,000			
	20%	2013	1	5	2,000		1,600	
		400					2013	2
28								
6	2014	1	25					
	“			”	8,200		13,000	“
		”		12184.61			815.39	
	2012	4	26	2011				
	”						“	
				“		”		



	2012 8 27 2012 “ ” 1
( )	

3

4

0.00

2.66

2.92

34



D7

&\$%{

C&C

&\$%{

&" ,

( , " +%

&\$%{

%\$" +%

%\$%

&) %

' 7

C&C

' \$%

&\$%\$

&\$%\$

\$" %%%

&\$%{

%" \*\$%

%

(;

&\$%{

]D\cbY\*

5dd' Y Day

@ccdDay

DCG

C&C

&

%  
%

&\$%{

DCG

&\$%{

(-"" \*

(+" +%%

%&\$" "(

DCG

% - " "

(' - " -

)' \$"

&\$%{

DCG

' %\$

&% + %%

&\$%{

.....

%{ (" \*)

&- " & % ' \$" \*)%

& ) " +)

% + " \$%

&\$" + \$% &- " + &%

()" &( &&"),

%+ \$" &) % % (" &' %

&

&\$%) % %

fll GCŁ  
ft f ai X8YhYVh] cbGYfj ] VVgŁ

fIAYfVXabhG] hYl bgdYVh] cbgŁ

fI9ei ] daYbh@Yag] b[ Ł

&\$%(

' ž&) \$

3

%  
%

ž ž

DCG

&

& &\$%)  
&\$%(

%

A

&\$%

%  
&\$%&

DCG

&  
&\$%&

&\$%&      &\$%&

.

(

&\$%&

&\$%&

1 6A

)  
&\$%&

.

%  
&\$%& % )

\*

&\$%& % &+

&  
&\$%&  
+Z\*\*," ) -

' %Z- % " , \$  
&(" '\$ %

\*% +&%

\*\* &- %      &\$%&

,

ž

(  
&\$%)

&\$%)

)

4

%  
%

C&C

&

I H

' W/C

&\$%)

(

&  
%

&\$%)

&




10	0
10	0.50
10	10
	114,300,000
	5,715,000.00
	105,904,359.79
	100.00%

34 84.84 19.4862 re f 2166 534.84 34 114.300.000  
 " -  
 34 84.84 19.62 re f 534.84 344.4 19.4862 re f 2166 534.84 34

---

2014	5,715,000.00	79,581,385.94	7.18%
2013	11,430,000.00	54,940,058.49	20.80%
2012	5,715,000.00	60,160,444.91	9.50%

%

&\$%\$ %& %9

&

%

2014 01 06					
2014 03 06					
2014 03 07					
2014 03 12					
2014 03 28					
2014 03 31					
2014 05 27					
2014 07 15					
2014 07 25					
2014 08 18					
2014 08 28					

2014 09 02 ~~é~~

1

2

3

4

&\$%( & &\$

&\$%( & &%

&\$%( , %



( &\$%( ) -

) &\$%( + '

\* &\$%) % &\*

%

00- » ,\_00 ? 3üb Àç€KàEĐÒÔ OŽ

&\$%{	&\$%{ #(#%\$	
	&\$%{ #(#%\$	
	&\$%{ #(#%\$	
	&\$%{ #(#%\$	
	&\$%{ #)%&	&\$%{! \$* -
	&\$%{ #)%&	&\$%{! \$+&
	&\$%{ #)%&	
	&\$%{ #)%&	&\$%{! \$+%
	&\$%{ #)%&	
	&\$%{ #)%&	&\$%{! \$+\$
	&\$%{ #)%&	
	&\$%{ #+#+	&\$%{! \$, )
	&\$%{ #)%#&+	
	&\$%{ #)%#&+	&\$%{! \$\$%
	&\$%{ #)%#&+	&\$%{! \$%%
	&\$%{ #)%#&+	
	&\$%{ #)%#&+	
	&\$%{ #)%#&+	&\$%{! \$\$-
	&\$%{ #)%#&+	
	&\$%{ #&#&	&\$%{! \$%*

1

2

,

2

3

1

2

3

4

1

5%

			2010 09 30		

		25%			
		2010			
	11	“			

		”			
		5% 1	2010 09 30		
	2	3			

		( )	2010 09 30		







&\$% %& %

2014 12

2015



2

	540,000	135,000		405,000		2014 1 1
	38,070,000	9,517,500		28,552,500		2014 10 29
	540,000	135,000		405,000		2014 1 1
	810,000	0		810,000		--
	9,517,500	0		9,517,500		--

1 1

"

1




	1,040,000		1,040,000
	990,000		990,000
	660,900		660,900
	634,300		634,300
10 10 10			
4	660,900		

2


5	2001	
10		

3

5	2001	



**1**



			39		1,080,000	0	0	1,080,000	0	0	0	0	
			39		0	0	0	0	0	0	0	0	
			46		540,000	0	0	540,000	0	0	0	0	
			61		0	0	0	0	0	0	0	0	
			45		0	0	0	0	0	0	0	0	
			43		0	0	0	0	0	0	0	0	
			41		0	0	0	0	0	0	0	0	
			33		0	0	0	0	0	0	0	0	
	--	--	--	--	54,135,000	0	0	54,135,000	0	0	0	0	--

1

48

2001

44

MBA


52

46

42

			2007 08 08	2015 03 11	
			2005 10 18	2015 03 11	
			1998 08 28	2015 03 11	
			2007 06 13	2015 03 11	
			2007 02 22	2015 03 11	
			2012 08 01	2015 03 11	
			2009 01 01	2014 04 01	
			2000 08 01	2015 03 11	
			2007 11 01	2015 03 11	

			44		38.9		38.9
			52		43.9		43.9
			46		43.9		43.9
			48		34.7		34.7
			42		6.3		6.3
			47		6.3		6.3
			48		6.3		6.3
			46		6.3		6.3
			47		6.3		6.3
			33		24		24
			57		25		25
			39		12.2		12.2
			39		41.6		41.6
			46		28		28
	--	--	--	--	339.5	0	339.5



			2014 10 22	
			2014 04 14	
			2014 04 14	
			2014 04 14	
			2014 04 14	
			2014 05 05	2013 1
			2014 05 05	2013
			2014 05 05	2013
			2015 02 11	2015

2014 12 31

1332

	318	299	621	94	1332
(%)	23.87	22.45	46.62	7.05	100
	541	198	92	501	1332
%	40.62	14.86	5.86	38.66	100.00
	30	30—40	40—50	50	
	942	332	51	7	1332

---

%	70.72	24.92	3.83	0.53	100.00
---	-------	-------	------	------	--------

1

2

3

8

3

4

3

1

5

6

[www.cninfo.com.cn](http://www.cninfo.com.cn)

7

**1**

--	--	--	--	--



---

	2014 08 19	www.cninfo.com.cn	2014 08 19
	2014 10 22	www.cninfo.com.cn	2014 10 23
	2014 12 15	www.cninfo.com.cn	2014 12 18

12 15

2010






	236,638,295.61	204,072,029.62
	11,320,000.00	12,870,000.00
	11,320,000.00	12,870,000.00
	247,958,295.61	216,942,029.62
	114,300,000.00	114,300,000.00
	671,145,093.66	641,920,393.65
	17,440,475.56	14,194,970.80
	327,492,908.55	262,587,027.37
	1,130,378,477.77	1,033,002,391.82
	2,923,212.55	2,932,628.78
	1,133,301,690.32	1,035,935,020.60
	1,381,259,985.93	1,252,877,050.22

2

	354,446,108.16	496,570,432.32
	75,695,657.58	75,295,159.04
	298,964,114.51	182,078,650.98
	3,082,586.36	2,969,376.32
	1,451,084.12	1,278,205.12
		30,000,000.00
	17,983,659.53	8,643,585.04
	134,309,360.30	128,357,441.65
	7,493,811.49	20,270,128.35
	893,426,382.05	945,462,978.82
	3,121,250.00	3,121,250.00
	543,586,601.30	411,122,164.22
	23,818,669.90	18,996,781.30
	1,824,618.46	1,904,680.07

2014

			3,222,778.31
			4,050,741.51
			442,418,395.41
			1,387,881,374.23
			49,183,745.40
			299,137,824.39
			46,289,742.82
			13,376,307.05
			5,939,416.37
			106,614,156.84

---

	6,100,000.00	8,800,000.00
	583,021,252.77	529,341,192.87
	114,300,000.00	114,300,000.00
	668,211,755.86	641,920,393.65
	17,440,475.56	14,194,970.80
	105,904,359.79	88,124,816.91
	905,856,591.21	858,540,181.36
	1,488,877,843.98	1,387,881,374.23

	98,295,524.31	76,460,971.07
	156,945,062.59	109,144,189.66
	-12,717,729.87	-14,766,249.01
	8,390,285.10	3,572,138.75
	2,632,356.73	11,283,497.81
	2,632,356.73	2,168,460.76
		22,310,613.40
	42,382,710.90	34,471,501.52
		498,879.18



“ ”	2,300,303.72	-165,746.26
	26,848,787.27	14,475,967.98
	881,688.13	181,716.64
	479,361.17	
“ ”	28,267,402.86	14,128,505.08
	-4,187,644.78	-652,091.61
“ ”	32,455,047.64	14,780,596.69
1.		
2.		
1.		
2.		
3.		
4.		
5.		
6.		
	32,455,047.64	14,780,596.69





6

	654,383,885.92	556,145,097.35
	16,504,566.23	13,403,388.80
	151,496,232.12	7,921,424.74
	822,384,684.27	577,469,910.89
	516,177,963.48	363,284,719.84
	84,270,544.11	75,262,934.80
	28,784,402.29	23,019,185.24
	229,577,981.38	77,995,922.02
	858,810,891.26	539,562,761.90
	-36,426,206.99	37,907,148.99
		13,000,000.00
	30,000,000.00	
	5,700,000.00	1,500,000.00
	35,700,000.00	14,500,000.00
	13,616,152.07	2,859,889.83
	130,000,000.00	20,351,505.25
	143,616,152.07	23,211,395.08
	-107,916,152.07	-8,711,395.08

	6,719,369.02	12,098,676.69
	6,719,369.02	12,098,676.69
	11,430,000.00	5,715,000.00
	11,430,000.00	5,715,000.00
	-4,710,630.98	6,383,676.69
	-149,052,990.04	35,579,430.60
	484,272,432.22	448,693,001.62
	335,219,442.18	484,272,432.22


114,300,000.00				641,920,393.65				14,194,970.80		262,587,027.37	2,932,628.78	1,035,935,020.60



“ ”



---

	0,000. 00	,093.66	475.56	,908.55	12.55
---	--------------	---------	--------	---------	-------

										59.67		59.67		00.00
										1,478,0		-1,478,0		
										59.67		59.67		

---

	114,300, 000.00				641,920,3 93.65				14,194,97 0.80	88,124, 816.91	858,540,1 81.36







2.5263%

2009 9 27

120

900.00

484.02

20

10

50

20

2009 9 30

2009 9 30

	( )	
	2,115	44.5263%
	705	14.8421%
	705	14.8421%
	160	3.3684%
	100	2.1053%
	80	1.6842%
	60	1.2632%
	60	1.2632%
	60	1.2632%
	50	1.0526%
	50	1.0526%
	50	1.0526%
	50	1.0526%
	50	1.0526%
	50	1.0526%
	50	1.0526%
	50	1.0526%
	40	0.8421%
	40	0.8421%
	40	0.8421%
	40	0.8421%
	40	0.8421%
	35	0.7368%
	30	0.6316%
	20	0.4211%
	20	0.4211%
	20	0.4211%
	20	0.4211%
	10	0.2105%
	4,750	100%

[2010]1292

2010 10 8 (A ) 1,600  
 1.00 43.33 2010 10 13 69,328.00  
 46,945,065.67 646,334,934.33  
 “ [2010]124 ”  
 2011 4 21 6,350 10 2  
 ( ) 10 8 5,080.00  
 11,430

2

3

POS

4

(POS)

(POS)

5

,

6

2015 3 27

4

				11,000	
*1					
				1,300	
*2					

300

\*3

	100%	100%	11,000		---
*1					
	100%	100%	1,300		---
*2					
	100%	100%	300		---

\*3

	(2011)303	2012 6 15	10,800.00	
	13,800.00		[2012] 193	2014 2
26	13,000		[2014] 028	
	2012 5 21		15,000.00	27,806.00
	12,806.00			26,606.00
	26,306.00		[2012] 314	
2014 1 3			27,806	40,806 2014 2
26	13,000		[2014] 028	

**1**

**5**

**1**

1

2

3

4

**2**

1

2

**3**

1

2

7

8



5

**3.**

1

2

1

2

**4.**

**5.**

**6.**

1

2

3

4

5  
6

7

8

1

50% 50%

20% 20%

50%

2

+"

1

2

**11**

**1**

	100

**2**


1 1	5.00%	5.00%
1 2	20.00%	20.00%
2 3	50.00%	50.00%
3	100.00%	100.00%

**3**


**12**

%

%

%



% 3

1

22 —

2

22 —

3

22 —

4

4

1  
2  
3  
4

1

22 —

2

15

16

1

1

2

2

		40	5.00%	2.375%
		5	5.00%	19%
		5	5.00%	19%
POS		5	5.00%	19%
		5	5.00%	19%

3

17

1

2

1

2

3

2

3

3

4

19

20

21

1

1

**2**

1

	50	
	5	

2

**2**

**1**

**2**

1

2

3

4

5

22

23

1

1

2

	5
	10

24

1

2

3

4

25

1

2

26

%

%

1  
5

2  
6

3

4

%

%

%

27

28

1

2

1

2

29

1

2

30

/

( )

1

~~4000~~

~~2000~~

2

1

20 40		2014 11 01	
----------	--	------------	--

2014 12 17

	20	4.750%	40 2.375%

34

1

		17% 6%
		5%
		7%
		3%
		2%

	15%
	10%
	25%
	25%

2

(1)

[2011]4

17

3

V2.0 2007 12 ( R-2001-0043) POS  
 ( DGY-2007-1230) 2008 4

V1.0” “ SZM11 ( ) “  
 (2001-1-19) 2008 3 31 V4.0”  
 DGY-2008-0172 DGY-2008-0173) ( 2008 11

(2)

2011 10 31 GF201144200147 2014

15%

[2012]27

2014 1 13

[2014]25

2013 1 1 2014 12 31 10%

[2012]27

2014 1 1

2014 12 31

3

1

	99,745.11	153,107.24
	496,643,593.64	670,601,448.96
	19,226,665.98	12,298,000.10
	515,970,004.73	683,052,556.30

1

	12,213,000.10	12,298,000.10
	7,013,665.88	---
	19,226,665.98	12,298,000.10

167,082,551.57

24.46%

2

--	--	--

3

	319,187, 964.41	100.00%	20,082,0 03.95	6.29%	299,105,9 60.46	197,361 ,175.33	100.00%	14,883,32 4.35	7.54%	182,477,85 0.98
	319,187, 964.41	100.00%	20,082,0 03.95	6.29%	299,105,9 60.46	197,361 ,175.33	100.00%	14,883,32 4.35	7.54%	182,477,85 0.98

1			
1	302,444,930.56	15,122,246.53	5.00%
1 2	12,489,618.36	2,497,923.67	20.00%
2 3	3,583,163.49	1,791,581.75	50.00%
3	670,252.00	670,252.00	100.00%
	319,187,964.41	20,082,003.95	6.29%

2

5,198,679.60

3



---

1,612,890.01	1 2	0.51%
--------------	-----	-------

		1,904,533.45	
--	--	--------------	--

5 5

7

1

	1,856,222.19	3,695,225.62
	1,856,222.19	3,695,225.62

2

--	--	--	--	--

8

1

( )		
-----	--	--

2 1

( )				
-----	--	--	--	--

9

1


						1,497,580.00	17.10%			1,497,580.00
	7,854,947.82	100.00%	1,765,382.21	22.47%	6,089,565.61	6,858,895.51	78.33%	1,175,712.85	17.14%	5,683,182.66
						400,000.00	4.57%			400,000.00
	7,854,947.82	100.00%	1,765,382.21	22.47%	6,089,565.61	8,756,475.51	100.00%	1,175,712.85	13.43%	7,580,762.66

1			
1	4,199,693.16	209,984.66	5.00%
1 2	1,423,658.75	284,731.75	20.00%
2 3	1,921,860.22	960,930.11	50.00%
3	309,735.69	309,735.69	100.00%
	7,854,947.82	1,765,382.21	22.47%

2

589,669.36

--	--	--

---

**3**

--

--	--	--

**4**


**5**

		1,159,920.00			
		800,000.00			
		600,000.00	1	7.64%	30,000.00

7

8

5

5

10

1

	26,264,411.71	1,156,324.92	25,108,086.79	26,249,887.52	684,990.06	25,564,897.46
	3,170,718.70		3,170,718.70	2,432,966.63		2,432,966.63
	5,049,967.93	98,688.36	4,951,279.57	8,139,552.15	362,576.52	7,776,975.63

**11**

--	--	--	--	--

**12**

--	--	--

**13**

		980,350.81

---

16

1


2

3

17

	22,062,16 4.22			2,464,437 .08						24,526,60 1.30
	22,062,16 4.22			2,464,437 .08						24,526,60 1.30
	22,062,16 4.22			2,464,437 .08						24,526,60 1.30

2012 12 26

2,000.00

20%

20%  
2013 1 11

18

1

2

3

--	--	--

19

1

	2,061,404.85	2,153,082.75	13,438,118.08	4,069,394.70	21,680,497.59	43,402,497.97
1.	2,061,404.85	1,967,033.18	9,963,945.86	4,069,394.70	22,439,515.94	40,501,294.53
2.						

3

--	--	--	--	--

4

POS	16,619,579.16

5

--	--	--

20

1

	230,792,939.85		230,792,939.85	73,749,092.60		73,749,092.60
	230,792,939.85		230,792,939.85	73,749,092.60		73,749,092.60

2

	278,060,000.00	73,749,092.60	157,043,847.25			230,792,939.85	83.00%	83.00%				

	278,060,000.00	73,749,092.60	157,043,847.25			230,792,939.85	--	--				--
--	----------------	---------------	----------------	--	--	----------------	----	----	--	--	--	----

**3**

	33,376,838.80			3,269,778.13	36,646,616.93
1.	33,376,838.80			2,742,720.54	36,119,559.34
2.				527,057.59	527,057.59
1				527,057.59	527,057.59
4.	33,376,838.80			3,269,778.13	36,646,616.93
	2,655,188.81			1,445,159.67	4,100,348.48
1.	1,987,632.05			838,040.47	2,825,672.52
2.				607,119.20	1,274,675.96
1	667,556.76			607,119.20	1,274,675.96
4.	2,655,188.81			1,445,159.67	4,100,348.48
	30,721,649.99			1,824,618.46	32,546,268.45
1.	30,721,649.99			1,824,618.46	32,546,268.45
	31,389,206.75			1,904,680.0]	TET62 re0.48001

1b62

--	--	--	--	--	--	--

2

--	--	--



---

2

--	--	--	--	--

32

--	--	--

33

34

	48,847,926.39	49,183,745.40
	48,847,926.39	49,183,745.40

35

--	--	--

5% 5%

**36****1**

1	24,170,404.98	38,599,137.46
1-2	5,076,979.00	6,789,384.73
2-3	2,142,930.00	765,655.98
3	750,276.00	135,564.65
	32,140,589.98	46,289,742.82

**2 1**

--	--	--

**3**

--	--

5% 5%

**37****1**

	17,013,087.82	123,050,667.82	114,863,340.90	25,200,414.74
-		4,930,416.06	4,930,416.06	
	17,013,087.82	127,981,083.88	119,793,756.96	25,200,414.74







---

--	--	--	--	--	--	--	--	--	--	--	--

**3****4**


**47****1**

--	--	--

**48****1**

--	--	--

**2**

--	--	--

--	--	--

--	--	--

49

--	--	--	--	--	--

50

--	--	--	--

51

	12,870,000.00	9,283,200.00	10,833,200.00	11,320,000.00	
	12,870,000.00	9,283,200.00	10,833,200.00	11,320,000.00	--

						/
--	--	--	--	--	--	---

POS	400,000.00		400,000.00	
' '	1,000,000.00			
7998 2894 ,94 6	4,000,000.00		4,000,000.00	
	800,000.00			

400,000.00

		2,700,000.00			2,700,000.00	
G						
		3,000,000.00			3,000,000.00	
S-POS		1,500,000.00			1,500,000.00	
		1,000.00	1,000.00			
2013		200,000.00	200,000.00			
		1,101,800.00	1,101,800.00			
		50,000.00	50,000.00			
	12,870,000.00	9,283,200.00	10,833,200.00		11,320,000.00	--

1 [2009]480

100.00

2

[2009]84

PCI2.X

POS

100.00

3 [2010]543

35.00

4 [2011]169

50.00

“

”

5

40.00

10			120.00
11		300,000.00	
12			420,000.00
13		pos	1,500,000.00
14	POS	330,000.00	
15		100,000.00	
16		100,000.00	
17		10,000.00	
18		2014	40,400.00
19			150,000.00
20			G
2,700,000.00			
21			3,000,000.00
22			S-POS
1,500,000.00			
23			1,000.00
24			200,000.00
25		1,101,800.00	
26		50,000.00	

52



--	--	--	--	--	--	--	--	--

55

	641,920,393.65			641,920,393.65
		29,224,700.01		29,224,700.01
	641,920,393.65	29,224,700.01		671,145,093.66

56

--	--	--	--	--

57


58

--	--	--	--	--

59

--	--	--	--	--

	14,194,970.80	3,245,504.76		17,440,475.56
	14,194,970.80	3,245,504.76		17,440,475.56

60

		262,587,027.37	214,840,028.55
		262,587,027.37	214,840,028.55
		79,581,385.94	54,940,058.49
		3,245,504.76	1,478,059.67
		11,430,000.00	5,715,000.00
		327,492,908.55	262,587,027.37

1)

f



65

	12,994,246.85	15,065,268.00
	6,842.53	67,607.16
	269,674.45	231,411.83
	-12,717,729.87	-14,766,249.01

66

	5,968,740.96	1,162,208.24
	2,421,544.14	2,409,930.51
	8,390,285.10	3,572,138.75

67

--	--

		498,879.18	
	10,833,200.00	550,500.00	10,833,200.00
	31,536,423.39	33,348,776.32	
	13,087.51	73,346.02	13,087.51
	42,382,710.90	34,471,501.52	10,846,287.51

			/
		17,500.00	
		32,000.00	
		80,000.00	
		106,600.00	
		14,400.00	

POS	330,000.00		
	100,000.00		
	100,000.00		
	10,000.00		
2014	40,400.00		
	150,000.00		
	1,000.00		
2013	200,000.00		
	1,101,800.00		
	50,000.00		
	10,833,200.00	550,500.00	--

## 70

	479,361.17		479,361.17
	479,361.17		479,361.17
	335,297.13	162,077.36	335,297.13
	67,160.56	20,938.79	67,160.56
	881,818.86	183,016.15	881,818.86

## 71

1

	1,559,923.77	767,711.83
	-3,798,955.97	940,951.97
	-2,239,032.20	1,708,663.80

2

	77,332,937.51
/	19,333,234.38
	-1,150,809.12
	-369,665.56
	590,594.82
	-7,935,844.43
	730,437.90
	-4,463,739.06
	-3,798,955.97
	-69,638.16
	-2,239,032.20

72

73

1

	9,581,945.75	6,302,919.03
	776,618.83	2,515,314.42
	2,083,200.00	550,500.00
	104,550.19	74,878.85
	12,546,314.77	9,443,612.30

**2**

	3,797,207.42	8,214,361.79
	100,552,820.47	76,784,110.69
	7,013,665.88	149,584.72
	111,363,693.77	85,148,057.20

**3**

74

	--
	--
	--

3

	--
	--
	--

4

	496,743,338.75	670,754,556.20
	99,745.11	153,107.24
	496,643,593.64	670,601,448.96
	496,743,338.75	670,754,556.20

75

“ ”

76

--	--	--

77

1

---

	--	--	1,117.61
	180.26	6.2	1,117.61

**2**

**5**

**6**

**2**

**1**

--	--	--	--	--	--	--	--	--

---

**6****1****1**


**2**

--	--	--	--	--

**3**



**4****5**

2

1

2

3

1


20%

20%

2

3

4

	/	/
	--	--
	--	--
	--	--
	--	--

5

6

--	--	--	--

--	--	--	--

7

8

4

				/	

5

6

1

	--	--	--	--
	--	--	--	--

2

3

4

5

6

7

8

9

1

--	--

**5**

**1**

/

--	--	--	--

/

	POS	2,064,094.02	1,475,316.24

**2**

/

/

/

/	/	/	/	/	/	/
---	---	---	---	---	---	---

/

/

/	/	/	/	/	/	/
---	---	---	---	---	---	---

/

**3**

--	--	--	--

		1,010,724.00	1,010,724.00

4

--	--	--	--	--

--	--	--	--	--

5


6

--	--	--	--

7

--	--	--

8

6


1


625,870.00

31,293.50

6,161,000.00

308,050.00



2014 4 9  
2014

<

2014 4 29 >  
2014  
>  
<

<

2014

2014 5 9

2014 7 3

2015 1 26

2015 2 2

**5**

**1**

2014 12 31

**2**

**1**

2014 12 31

**2**

**3**

**1**

--	--	--	--

2

3

4

	2015 3 27		2014		
			2014		84,001,385.94
					32,795,047.64
10%	3,279,504.76		2014 12 31		106,210,359.79
2014			114,300,000	10	0.50
	,	571.50	2014 12 31	114,300,000	
	10	10	114,300,000		228,600,000

1

1

--	--	--	--

2

--	--	--

2

3

1

2

4

5

--	--	--	--	--	--	--

---

6

1

2

3

4

7

8

1

1




		500.00			
		1,260.00			
		1,260.00			
		220.00			
		31,787.00			
		2,000.00			
		1,680.00			
		900.00			
		2,410.00			
		3,900.00			
		134,475.00			
	--	180,392.00	--	--	--

5% ( 5%)

4

		127,271,613.20	1	39.89%
		474,186.24	1 2	0.15%
		50,943.50	2 3	0.02%
		41,290,881.95	1	12.94%
		1,612,890.01	1 2	0.51%

---

		1,874,790.96	1 2	0.59%
		17,345,871.63	1	5.44%
		12,149,100.00	1	3.81%
		221,826,721.49		69.54%

5

---

2 3	1,849,940.22	924,970.11	50.00%
3	109,435.69	109,435.69	100.00%

5

		10,352,543.52	2-3	53.64%	
		1,740,000.00	3	9.01%	
		1,250,289.71	3	6.48%	
		1,159,920.00	2-3	6.00%	579,960.00

--	--	--	--	--

5

		30,000,000.00
	2,464,437.08	2,062,164.22
		9,115,037.05
	2,464,437.08	41,177,201.27

6

1

	479,361.17	
	10,833,200.00	
	-389,370.18	
	50,000.00	
	10,873,190.99	--

1 —

1 —

2

		/

3

1

2

3

4

2014

2 —

2013 1 1 2013 12 31

2013  
2013 1

8CtCOg1n68Fp2N2018CtCOA@1 @1

---

			10,592,314.00
	91,586,509.33	162,736,960.98	344,368,640.51
	1,224,882,262.42	1,252,877,050.22	1,381,259,985.93

2014