



2016

2016-087

2016 07

()

.....	2
.....	6
.....	10
.....	29
.....	45

		17A
Exadigm		Exadigm, Inc
		2016 1 1 2016 6 30

		2016



	536,085,683.13	343,317,374.79	56.15%
	34,353,389.04	35,199,396.82	-2.40%
	30,362,492.65	31,848,938.56	-4.67%
	7,764,474.74	-2,649,691.73	393.03%
/	0.0336	-0.0116	389.66%
/	0.150	0.160	-6.25%
/	0.150	0.160	-6.25%

	3,990,896.39	--
--	--------------	----

1 —

1 —

1 —

1

2

1

2015

2

3

“ +” “ +”

5

6

2015 6 10

5,000

5% 2016 6 22

[2016]551

7

8

9

2016

2016

10

100%

2015

15%

--	--	--	--	--

2

				POS
	POS			
			6,557.51	
338.28%		13.77%		

3

1

		POS		POS
			POS	
	5.36		56.15%	4.76
40.18%		3,458.68		3,435.34
	2.4%			

2

10%

	476,050,230.87	302,835,102.12	36.39%	40.18%	43.24%	-1.35%
	34,586,775.82	18,056,985.50	47.79%	100.00%	100.00%	100.00%
POS	4,105,968.38	1,384,211.63	66.29%	72.94%	84.16%	-2.05%
	12,510,360.16	35,910.80	99.71%	100.00%	100.00%	100.00%
	7,809,407.57	2,194,550.54	71.90%	1,675.43%	100.00%	-28.10%
	1,022,940.32	371,199.52	63.71%	13.47%	132.19%	-18.56%
	536,085,683.13	324,877,960.11	39.40%	56.15%	53.00%	1.25%

4


5

5

5

5

6



6,291.39

28.91%

8

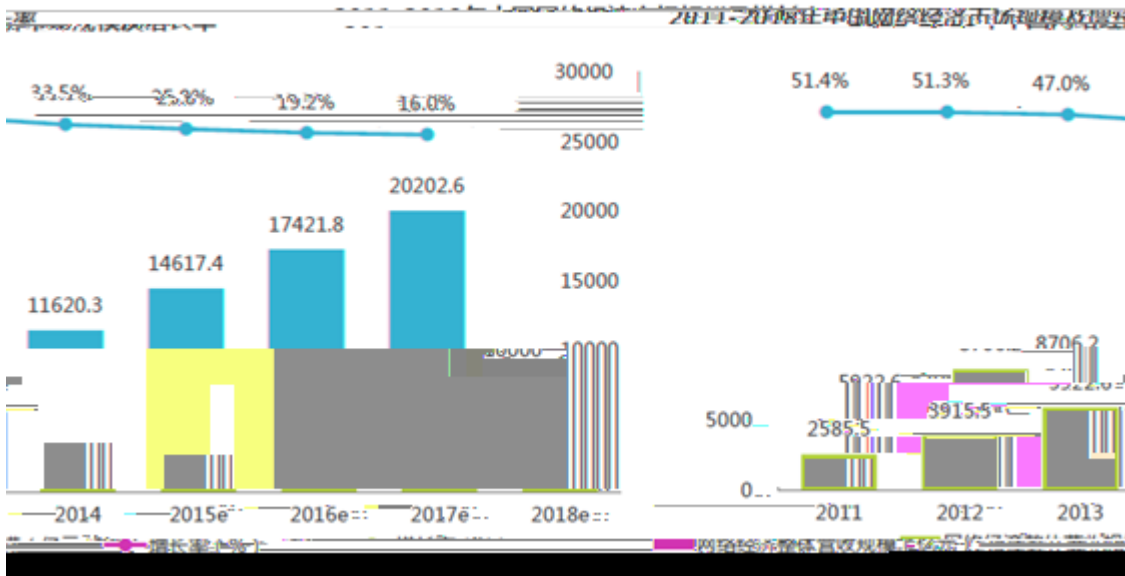
3

POS	ATM	POS	ATM	POS	ATM	POS	ATM
							303.22
793.97		104.43		657.84		46.60%	9.11%
	3.18	9.31%	10.70%	56.15		52.13	308.08%
31.05%				294.07	18.58		105.89%
						9.01	8.11
54.15%	37.20%	1 024.19	921.49				

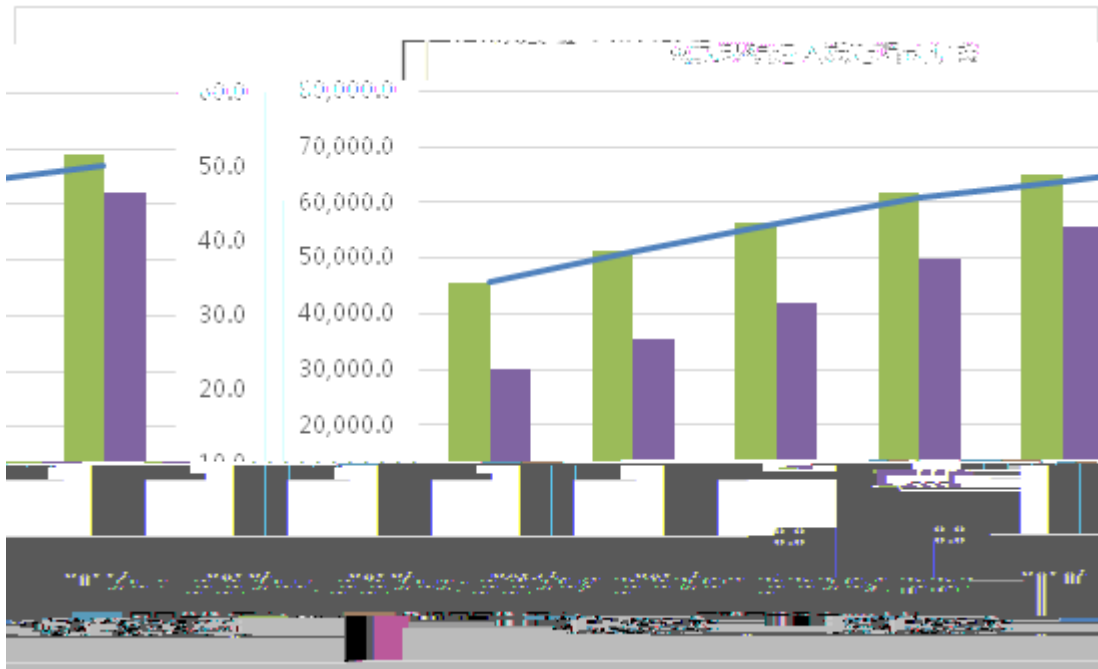
2
1

“ + ”

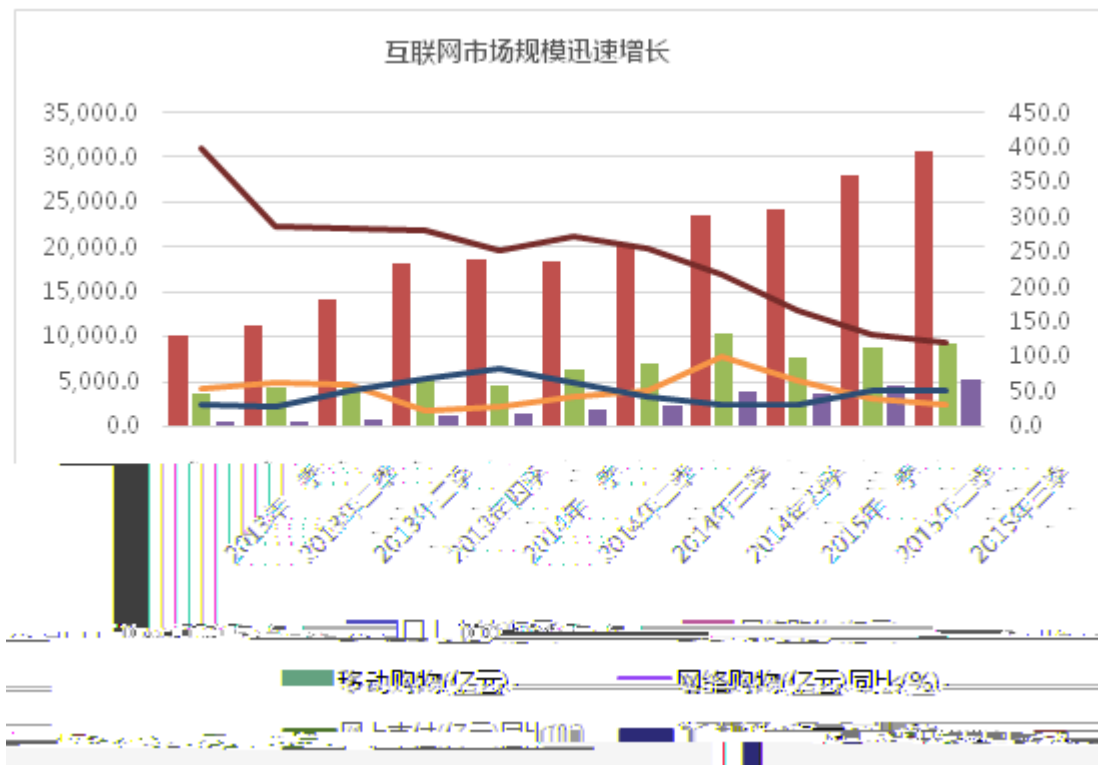
2 “ ”



	2015						
Choice	2010	2015				2015	6.9
10.3%		6.2	17.9%			50.3%	
		2015			8.32		8.32
1.32	45.21%	43.39%	136.16%		2015		
2014							



Choice



Choice

“

”

4

5

SNS

6

O2O

7

3

“ ” “ ”

4

“ +”

“ +”


5


6

2015 6 10

5,000

5% 2016 6 22





” 1 2

2011 8 5 “

” () 1.35

3 2011 10 24 4,500

2011 10 4,500

4 2012 8 27 2012

3,700

2012 8 3,700 5

2012 12 10 20%

2,000 20%

2013 1 5 2,000 6 2014 1 3

8,200 “

” 13,000 “ ”

12,184.61 815.39

	2011 3 3 1,293
	, 2011 4 21
	1 “ ” 829.6
	2 ”
	” 5,621 2013 12 31 2010 6
	2010 2
	“2 ”
	“ ”
	2
	2015 1 26
	2015 1 26
	“ ”
	3,123.16

3



	--	15,306	404.37	15,840.19	--	--	420.94	--	--

()

3

1

2

		500,000,00	0	0.00%	4,666,667	25.00%	501,455,25	1,455,252.		
		0.00					2.24	24		
		500,000,00	0	--	4,666,667	--	501,455,25	1,455,252.	--	--
		0.00					2.24	24		

2016 4 18

2015

231,021,360

2016 5 11

2015

10

0.5

2016 5 20

2015


2016 5 16

2015

2016-065

1

			2	3	4				5	
		50,000			1,455,252. 24	4.24%			2016 03 07	(2016-016)
		50,000				0.00%			2016 05 10	(2016-062)



3

	2014	2015
1 2014		
2014 2 20		<
2014	>	
2014 2 21	www.cninfo.com.cn	2014
2014 4 9		<
2014	>	
2014 4		

1-3

2015	1	27	www.cninfo.com.cn
			6,077,400
2015	2	2	www.cninfo.com.cn
2015	3	27	
2015	3	31	www.cninfo.com.cn
2015	4	2	www.cninfo.com.cn
2015	5	13	
2015	5	14	www.cninfo.com.cn
2015	6	19	www.cninfo.com.cn
			2015 6 19

10%

2

	2016 03 07	5,000	2016 06 08	5,000		2016.6.8-20 19.4.25		

E	70%	0
50%	F	0
D+E+F		0

1


3

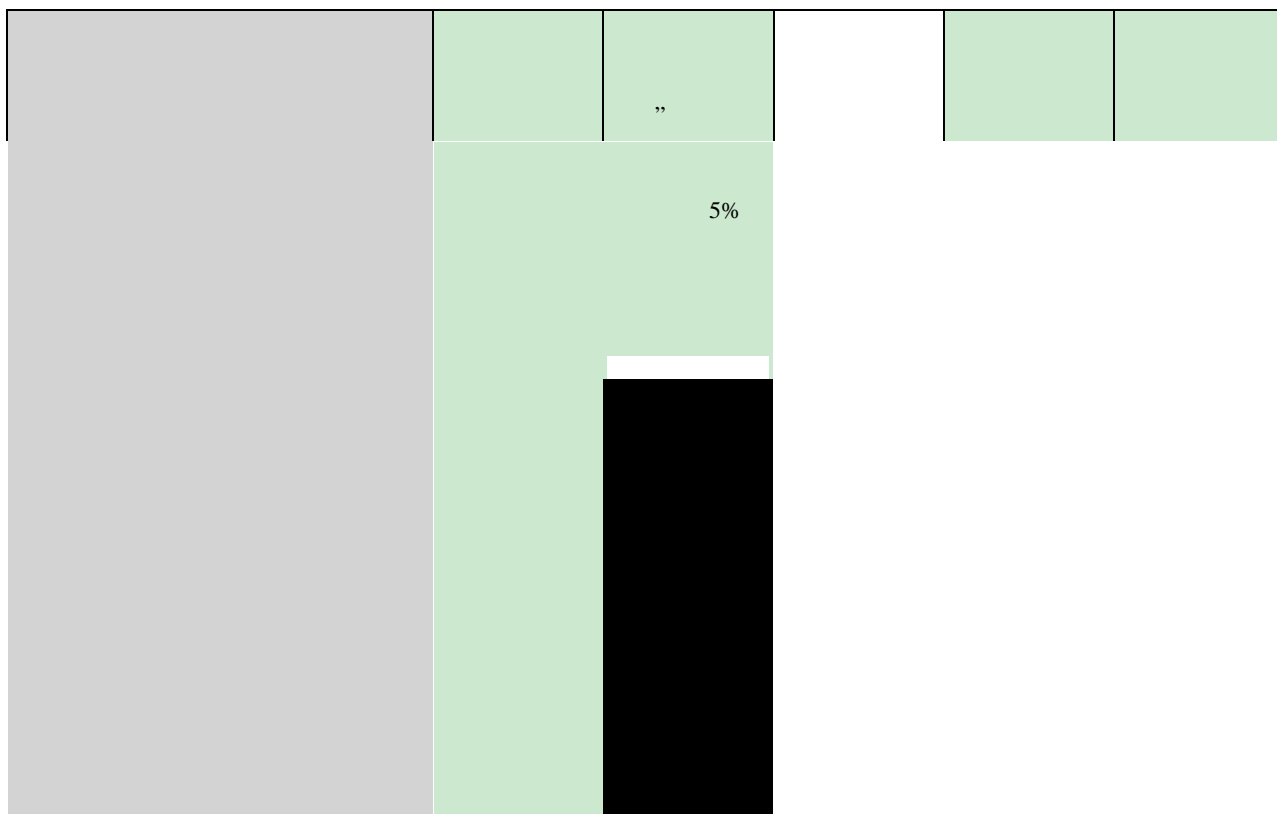
--	--	--	--	--	--	--	--

4


5%

			2010 09 30		
			9999-12-31		
			5%		





		2)			
		2015 7 10	2,960	2015 07 10	2016-7-10
	;	;			
	;	;			
	;	;			
	;	;			
	;	;			
	;	;			
	;	;			



43,567.95	2015 9 30	23,509.33
1.		
2.		
3.	3	
4.		
5.		
6.	2015 12 1	2015 12
17		
1)	2)	3)
	4)	
6		

8

	1.45%	2.09%	-0.64%
	0.48%	0.31%	0.17%
	1.19%		

13

14

15

1

2016 4 25

75%

2016 4 20

www.cninfo.com.cn

2014

2014

2016 54,809,197.fo.com.c36 /C2_0 9 /C222 7

	42,075	0	60,000	102,075		2017-1-1
--	--------	---	--------	---------	--	----------

100								
		10						

1

			76,640,000	0	0	76,640,000	0	0	0	0	0
			25,405,760	0	0	25,405,760	0				

			0		1				
--	--	--	---	--	---	--	--	--	--

2

ířeGřTaaXgeGřAMFifAV6YEi:qAKAPQ									

--	--

--	--

	19,447,577.68	66,678,846.16
	1,133,200,931.34	1,118,000,390.57
	240,000.00	240,000.00

	629,420,021.64	606,706,549.26
	-134,888.13	-87,737.42
	24,685,764.62	24,685,764.62
	422,830,794.50	400,028,473.46
	1,307,823,052.63	1,262,354,409.92

	1,291,077,817.17	909,030,849.50
	396,588,583.58	
	17,080,833.33	11,155,833.33
	413,669,416.91	11,155,833.33
	1,704,747,234.08	920,186,682.83

	454,577.73	784,940.20
	-47,150.71	
	-47,150.71	
1.		
2.		
	-47,150.71	
1.		
2.		

4

	199,298,608.22	343,272,907.59
	138,541,826.14	299,931,358.45
	901,058.02	2,055,654.89
	4,002,913.78	23,435,128.13
	31,008,380.10	46,586,187.06

2.		
3.		
4.		
5.		
6.		
	15,642,988.95	-23,327,092.61

5

	487,922,354.61	364,894,536.92
	17,060,125.28	17,031,252.48
	8,099,148.86	7,086,339.40
	513,081,628.75	389,012,128.80

	293,752,821.75	233,249,243.03

	400,000,000.00	
	246,858.47	3,109,053.30
	772,246,858.47	53,109,053.30

	12,304,904.11	6,250,000.00
	12,304,904.11	6,250,000.00
	1,650,950.16	931,701.00
	765,200,000.00	241,800,000.00
	766,850,950.16	242,731,701.00
	-754,546,046.05	-236,481,701.00
	356,000,000.00	50,000,000.00
	400,000,000.00	
	67,931.92	1,636,491.68

3												-11,551, 068.00	-11,551, 068.00
4													
1													
2													

	00				,093.66			475.56		,908.55	12.55	32
	116,72				-64,438,		-87,737.	7,245,2		72,535,	911,415	132,887
“ ”	1,360.				544.40		42	89.06		564.91	.35	,347.50
	00											
							-87,737.					
							42					

2

1											
2										-11,551,068.00	-11,551,068.00
3											
1											

											890.60	0.60
	2,421,36											
	0.00											

90.00 30.00%
 [2001] 347 4403012070860
 2001 12 12 30.00%
 70.00% 30.00% 2002 1 28
 2004 5 21 1,200.00
 1,500.00 86.00%
 14.00% 2004 5 31 (2004) 159
 2007 12 13 2,500.00
 4,000.00 86.00% 14.00% 2007
 12 20 [2007]152
 2008 3 10 86.00% 4,449.64
 13
 2008 3 24

	()	
	2,115	52.875%

	30	0.6316%
	20	0.4211%
	20	0.4211%
	20	0.4211%
	20	0.4211%
	10	0.2105%
	4,750	100%

[2010]1292

2010 10 8 (A) 1,600 1.00 43.33
 2010 10 13 69,328.00 46,945,065.67 646,334,934.33

“ [2010]124 ”



2011 4 21 6,350 10 2 ()

10 8 5,080.00 11,430

2015 4 30 11,430 10 0.50 ()

10 10 22,860

2015 6 19 145



6,000

*4

*4	2015 4 14				25,200
	100%	2015 6 24			
	2015 11 20				
		2,866.74		3,133.26	6,000
*5		2015 3 10	20,000	1,000	
	100%				
*6		2015 4 23	6,000	6,000	
	100%				
*7	2015 8 31	Xinguodu Inc.	Exadigm, Inc.	Exadigm, Inc.	
470		ExaDigm,Inc.	2015 10 8		
		ExaDigm,Inc.	100%		

1

(“ ”)
15 — (2014)

2

4

5

1.

2.

3.

4.

6

1.

2.

1

2

A.

B.

C.

D.

2

“ ”

10

3.

1

()

2

3

4.

5.

.

1

2

1

2

.

1
2

11

1

	100

2

1 1	5.00%	5.00%
1 2	20.00%	20.00%
2 3	50.00%	50.00%
3	100.00%	

2.

2

3.
1

22 —

2

22 —

3

5

22 —

4.

15

16

1

1

2

3

2

3

3

4

19

20

21

1

1

1

23

1

1

2

	5
	3-5
	10

24**1****2****3**

4

25

1

2

26

1

2

3

4

5

1
6

2

3

4

2

1

2

32

33

1

2

34

1

		17% 6% 6% 5%
		5%
		7%
		15%
		3%
		2%
	70%	1.2% 12%

3**1**

	17,380.93	21,673.28
	262,090,599.92	388,801,519.89
	86,092,925.16	39,330,241.88
	348,200,906.01	428,153,435.05
	331,651.18	2,737,189.03

2

		121,378.09
		121,378.09
		0.00

5

6

6

1



2

--	--	--	--	--

8

1

()		
-----	--	--

2

1

()		
-----	--	--

1			
1	9,133,503.87	456,675.21	5.00%
1 2	1,083,366.83	216,673.36	20.00%
2 3	1,282,825.00	641,412.50	50.00%
3	2,389,022.97	2,389,022.97	100.00%
	13,888,718.67	3,703,784.04	26.67%

2

435,471.02

0.00

--	--	--

3

--	--

--	--	--	--	--	--


4

	4,354,623.04	1,910,529.40
	8,877,532.54	5,998,327.84

	656,563.09	639,920.22
	500,000.00	517,331.00
	14,388,718.67	9,066,108.46

5

--	--	--	--

	82,928,767.47	5,199,498.40	77,729,269.07
---	---------------	--------------	---------------

	17,508,603.56	9,670,285.73
		56,000,000.00
	435,928.26	136,569.43
	19,447,577.68	66,678,846.16

14

1

	240,000.00		240,000.00	240,000.00		240,000.00

2016										
2016										
	28,461,29			274,001.6					28,735,29	
	1.15			7					2.82	
	47,249,54			-3,557,17					43,692,37	
	2.17			0.01					2.16	

19**1**

				POS		
1.	2,976,066.85	2,165,048.57	7,098,728.12	36,324,043.09	25,001,057.58	73,564,944.21
2.	15,207,188.00	37,179.49	22,610.27	7,151,056.62	1,940,385.26	24,358,419.64

2.						
1						
3.						
1						
4.						

20

1

	376,806,563.75		376,806,563.75	296,925,757.82		296,925,757.82
	376,806,563.75		376,806,563.75	296,925,757.82		296,925,757.82

2

f6inòw`Y\$™D



23

1

2

24

25

1

1.	33,376,838.80	44,943,157.89		5,920,456.41	30,557.36	147,917.71	84,418,928.17
2.				413,974.97		4,687.30	418,662.27
1				413,974.97		4,687.30	418,662.27
2							
3							
3.							
1							
4.	33,376,838.80	44,943,157.89		6,334,431.38	30,557.36	152,605.01	84,837,590.44

	35,000.06		4,999.98		30,000.08
	2,135,790.00		160,329.00		1,975,461.00
	922,824.02	87,179.47	267,364.44		742,639.05
	0.00	2,400,000.00	400,000.00		

4

	1,042,455.02	1,042,455.02
	749,283.84	749,283.84
	1,791,738.86	1,791,738.86

5

--	--	--	--

30

	0.00	15,207,188.00
	0.00	498,020.00
		15,705,208.00

31**1**

	227,191,588.00	51,558,464.00
	227,191,588.00	51,558,464.00

2

--	--	--

32

0/1/1/1



36

1

1	45,814,428.89	39,161,795.99
1-2	7,140,510.15	5,913,964.63
2-3	4,068,345.99	2,438,838.00
3	1,489,170.50	1,587,204.75

3	97,147.73	2,021,836.55	2,022,432.83	96,551.45
	89,698.93	1,843,310.92	1,841,025.21	91,984.64
	3,119.97	36,133.06	37,653.56	1,599.47
	4,328.83	142,392.57	143,754.06	2,967.34
4	71,076.00	1,442,885.96	1,443,961.96	70,000.00
5	21,329.86	764,534.09	629,788.62	156,075.33
	31,111,348.44	71,051,899.29	100,905,620.95	1,257,626.78

3

--	--	--

40

--	--	--

1

41

1

	1,944,600.81	2,182,338.81
	2,769,786.35	70,550.00
	68,106,165.53	4,261,433.12
		25,200,000.00
	72,820,552.69	31,714,321.93

2

1



3

4

47

1

--	--	--

48

1

--	--	--

2

--	--	--

--	--	--

--	--	--

49

--	--	--	--	--	--

50

--	--	--	--

51

--

231,021,360.00

231,021,360.00

							13
	-87,737.42	-47,150.71			-47,150.71		-134,888.13

58

--	--	--	--	--


59

	24,685,764.62			24,685,764.62
	24,685,764.62			24,685,764.62

60

		400,028,473.46



	3,969,149.20	3,546,153.40
---	--------------	--------------

	-1,827,916.11	642,076.06
	453,710.96	
	-1,374,205.15	642,076.06

69

	4,562,000.00	3,491,300.00	4,562,000.00
	17,130,770.16	17,012,019.78	
	13,801.35	327,842.01	13,801.35
	21,706,571.51	20,831,161.79	4,575,801.35

	195,805.52	1,035,340.99
	889,975.42	1,035,905.37

2

		35,697,942.19
/		8,924,485.55
		-2,673,309.93
		-5,143,084.00
		-218,116.16
		889,975.42

72

73

1

	1,435,132.09	2,218,707.79
	920,000.00	791,300.00
	5,744,016.77	4,076,331.61
	8,099,148.86	7,086,339.40

2

		17,213,444.69
		15,505,637.92
		32,719,082.61

3

	7,270,000.00	6,250,000.00
	106,575,089.05	
	113,845,089.05	6,250,000.00

4

	50,000,000.00	
	50,000,000.00	

5

	246,858.47	3,109,053.30
	246,858.47	3,109,053.30

74

1

1	--	--

2

78


79

1


1



2



3




4

5


6

2


1



2



3



3

4

5

6

1

1

				100.00%		
				100.00%		
				96.32%		

ExaDigm, Inc			POS	100.00%		

2

	3.68%	48204 >255		

	12,697,307.5	12,366,097.0	12,366,097.0		19,926,794.3	21,353,106.5	21,353,106.5	
	3	6	6	-3,496,378.22	3	8	8	

--	--	--

4

	/	/
	--	--
	--	--
	--	--
	673,882,917.21	75,710,833.32
	--	--
--	-1,827,916.11	642,076.06
--	-1,827,916.11	642,076.06

6

1

	--	--	--	--
	--	--	--	--

2

3

4

5

6

7

8

9

1

--	--	--	--	--	--

2

3

4

5

1

/

--	--	--	--	--	--

/

--	--	--	--

2

/

/

/

/	/	/	/	/	/	/
---	---	---	---	---	---	---

/

/

/	/	/	/	/	/	
---	---	---	---	---	---	--

5

6

--	--	--	--

7

--	--	--

8

6

1


	15.22	7.585				
2015 7 8			www.cninfo.com.cn			
					2015 7 6	2016 5 9
		145	2,421,360	7.585		
2015 12 29						
2015 12 30			www.cninfo.com.cn			
		9,618,240				
2016 4 18						2014
			2014			
2016 4 20			www.cninfo.com.cn	2014		
	2014				2016 5 9	2017 5 9
		141	4,809,120	7.585		
2016 5 30						2014
				2015	2016 5 20	
	2014				2014	
		7.585	7.535		2014	
			2016-068			
2016 6 14			2014			
	2016-073	2014				
2 2015						
2015 12 2						<
	2015		>	<		2015
		>	<		2015	
				2015		
2015 12 17		2015		<		2015
		>	<		2015	
	>	<		2015		>
		2015				
2016 1 5						
2016 1 22			www.cninfo.com.cn	2015		
	125	6,280,000				
2016 5 30						2015
				2015	2016 5 20	
	2015			2015		
	31.78	31.73		2015		
		2016-069				

	3,000.00		
	20%	735.00	
		4.9%	
		(
)	
	2016 6 27		
	2016 6 27		
	2.3	“	
		2016 3	
	31		
		*24%	
		8%	
		”	

6

1

2



3


4

7

8

1


1



1	126,426,988.30	6,321,349.42	5.00%
	126,426,988.30	6,321,349.42	5.00%

2

1



--	--	--

3

--	--

--	--

HEKÓH NÍ

6

--	--	--	--	--

	28,461,29			274,001.6						28,735,29	
	1.15			7						2.82	
	47,249,54			-3,557,17						43,692,37	
	2.17			0.01						2.16	

	-1,817,559.95	642,076.06
--	---------------	------------

6

1

	-265,169.01	
	4,562,000.00	
	453,710.96	
	-149,428.83	
	594,663.40	
	15,553.33	
	3,990,896.39	--

1 —

1 —

2

		/	/
	2.68%	0.150	0.150
	2.38%	0.131	0.131

3

1

2

3

4

1. 2016
- 2.