



2014

2014-093

2014 07

)

(

.....	2
.....	5
.....	9
.....	21
.....	28
.....	31
.....	33
.....	128





	280,079,545.30	207,038,979.55	35.28%
	46,517,444.22	23,724,582.67	96.07%
	46,858,936.97	14,400,175.96	225.41%
	-54,289,865.10	-72,952,613.61	25.58%
/	-0.48	-0.64	25.58%
/	0.41	0.21	95.24%
/	0.41	0.21	95.24%
	4.40%	2.36%	2.04%
	4.44%	1.43%	3.01%
	1,312,594,397.34	1,252,877,050.22	4.77%
	1,082,467,036.05	1,033,002,391.82	4.79%
/	9.48	9.04	4.76%

	1,000.00	
	-342,492.75	
	-	

1

2

1 100%

	-114,221,594.12	-80,063,012.66	-42.66%	
--	-----------------	----------------	---------	--

2

3

1

POS

POS

POS

280,079,545.30

35.28%

2

10%

POS	273,098,714.93	158,778,236.34	41.86%	36.62%	20.81%	7.61%
POS	3,557,733.48	1,061,914.75				

9

2011 -2015 2012 5

1

2012 5

2011 -2015

2011 2015

0.48

2014

47.68%

2

3

10

2014

2

					0
					0
					0.00%

2010


64,633.49

41,016.4

2014 6 30

40,476.90

	8				3,700				2012
	10			3,700			5		2012 12
					2,000				20%
	1 5			2,000		1,600			20% 2013
	1 3						2013 2 28	6	400 2014
				8,200					
						13,000			
				12184.61		815.39			
	2012	4	26	2011					
								15,306	
				2,500		12,806			
	2012	4	26	2011					
					2011				1,475.71
								1,475.71	
									2012 5



2

3

1

2

4

1

2

3

2013		114,300,000		10	1.0
QFII	RQFII			10	0.9
				10	0.95
			^a	QFII	RQFII

^a					1	1	10	0.15
1	1	1	10	0.05	1			

1

1

2

3

••

1


3



4

5%

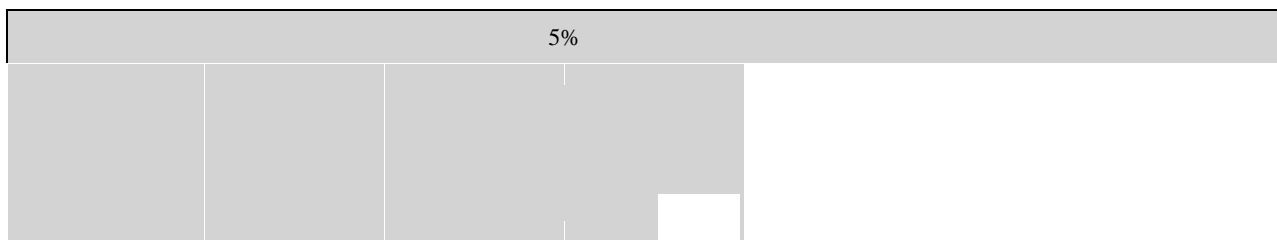




		3			
		()	2010 09 30		
			2010 09 30		
			2010 09 30		


		<p>2013 10 18 2014 10 18</p>	<p>2013 09 22</p>	<p>2013 10 18 2014 10 18</p>	

	50,692,50								
	0								



		885,000		885,000
		826,269		826,269
		813,348		813,348
		799,695		799,695
		797,043		797,043
		719,489		719,489
10 10	10			
4				

1



	--	--	54,135,000	0	0	54,135,000	0	0	0	0

2

--	--	--	--	--

	25,403,873.18	25,183,414.22
	20,132,237.87	20,644,745.93
	125,442,598.16	73,749,092.60

2

	313,486,666.34	496,570,432.32
	52,346,283.64	75,295,159.04
	271,651,431.67	182,078,650.98
	13,131,036.72	2,969,376.32
	1,423,467.80	1,278,205.12
	30,000,000.00	30,000,000.00
	7,838,701.06	8,643,585.04
	155,081,780.58	128,357,441.65
	20,912,659.22	20,270,128.35
	865,872,027.03	945,462,978.82
	545,198,622.71	414,243,414.22
	18,556,818.60	18,996,781.30
	1,952,138.65	1,904,680.07

	2,815,922.07	3,222,778.31

	14,194,970.80	
--	---------------	--

	220,458.95	9,090,838.14



1,225,612.39

		20,264,115.70
	58,153,807.26	23,358,537.65
	-56,218,208.26	-9,944,137.65
	34,925,979.24	28,554,178.60
	34,925,979.24	28,554,178.60
	4,540,500.00	5,715,000.00

	4,540,500.00	5,715,000.00
	34,099,000.00	20,005,440.00
	38,639,500.00	25,720,440.00
	-8,623,980.01	

		0.01							01
1									
2		7,487,70 0.01							7,487,700. 01
3									



8

	114,300,00	641,920,39						
	0.00	3.65						

1								
2								
3								
4								

1	1,478,059.	-1,478,059.
	67	67

2008 3 10
4,449.64

86.00%

13
2008 3 24

	()	
	2,115	52.875%
	705	17.625%
	705	17.625%
	40	1.000%
	40	1.000%
	60	1.500%
	40	1.000%
	40	1.000%
	60	1.500%
	50	1.250%
	35	0.875%
	60	1.500%
	50	1.250%
	4,000	100%

2008 4 8

2008 3

2008 4 8

2008 3 31

59,860,459.32

4,000.00

1:1

4,000

4,000.00

120

(2008

10(2009

12)

2009 8

26

2009 2.5263% 8

|

|

|

	20	0.4211%
	20	0.4211%
	10	0.2105%
	4,750	100%

3

1 1 12 31

4

5

1

1

2

2

1

6

1

2

3

7

1

9

1

2

10

1

2

1

2

3

4

5

3

1

2

1

2

4

5

6

- 1
- 2
- 3
- 4
- 5
- 6

7

8

1

50% 50%

20% 20%

50%

2

7

11

1

	100

2

--	--	--

2

3

2

1

2

3

4

14

15

1

C/P MCID 9 BDIC /

4

4

4

ää

1

2

3

2

3

3

4

18

19

20

1

1

5

6

1

2

24

1

2

3

4

25

26

1

2

1

2

3

4

27

1

2

1

28

1

2

29

3

30

1

2

31

32

33

1

2

34

1

2

35

1

		17% 6%
		5%
		7%
		15%
		3%
		2%

	10%

	25%
	25%

2

(1)

[2011]4

17

3

V2.0 2007 12 2001 8

(R-2001-0043)

POS

(DGY-2007-1230)

2008 4

,

()

SZM11

(2)

2011 10 31

GF201144200147

2013

15%

[2012]27

2014 1 13

[2014]25

2013 1 1

2014 12 31

10%

[2012]27


2013 1 1

2014 12 31

3

1

1



				1,300		13,132,495.82		100.00%	100.00%				
				300		3,000,000.00		100.00%	100.00%				
				40,806		393,060,000.00		96.32%	96.32%		2,932,628.78		

39,306.00

[2014] 028

2

--	--	--	--	--	--	--	--	--	--	--	--	--	--

3

--	--	--	--	--	--	--	--	--	--	--	--	--	--

--	--	--	--	--	--	--	--	--	--	--	--	--	--

2

--	--	--

3

4

--	--	--

--	--	--

5

--	--	--	--	--	--

6

--	--	--

7

--	--	--

8

--	--	--	--

9

10

1

:	--	--	94,466.55	--	--	153,107.24
	--	--	94,466.55	--	--	153,107.24
	--	--	556,438,495.53	--	--	670,601,448.96
	--	--	556,438,495.53	--	--	670,601,448.96
	--	--	19,173,200.10	--	--	12,298,000.10
	--	--	19,173,200.10	--	--	12,298,000.10
	--	--	575,706,162.18	--	--	683,052,556.30

4

	--	--	--	--	--	--
	--	--	--	--	--	--

5

1

--	--	--	--	--

3

--	--	--	--	--	--

4

5% 5%

5

		119,909,596.90		41.61%
		45,434,282.32		15.76%
		27,125,589.71		9.41%
		10,943,168.00		3.80%
		8,822,530.00		3.06%
	--	212,235,166.93	--	73.64%

6

--	--	--	--

7

--	--	--

8

--	--

2

		1,159,920.00		13.78%
		800,000.00		9.51%
		771,200.00		9.16%
		445,134.58		5.29%
		392,768.00		4.67%
	--	3,569,022.58	--	42.41%

7



1	13,239,036.08	100.00%	3,142,175.68	100.00%
	13,239,036.08	--	3,142,175.68	--

2

		10,592,314.00	1	

51,924,270.57	559,104.71	51,365,165.86	31,988,597.30	559,104.71
---------------	------------	---------------	---------------	------------

2



--	--	--

14

	20.00%	20.00%	54,914,053.26	3,605,274.15	51,308,779.11	4,611,083.03	1,102,294.76

15

1

--	--	--	--	--	--	--	--	--	--	--	--

16

1



--		--			
	20,644,745.93	--			20,132,237.87

5




6

18



1



4

--	--	--

5

19

--	--	--	--	--

20

--	--	--	--

1

21

1

24

--	--	--	--	--	--

--	--	--	--	--	--	--

1,923,172.31

314,027.24

1,609,145.07

29**1**

--	--	--

2

--	--	--	--	--	--

30

--	--	--

31

	76,688,859.05	49,183,745.40
	76,688,859.05	49,183,745.40

		28,061.29	28,061.29
		64,460.16	64,460.16

38

1



--	--	--	--	--	--	--	--	--

43

160Ds5EVjQoN

--	--	--	--	--	--

						/
	1,000,000.00				1,000,000.00	
PCI2.X POS	1,000,000.00				1,000,000.00	
	350,000.00				350,000.00	

49

50



54

1

	280,079,545.30	207,038,979.55
	0.00	0.00
	160,451,148.76	132,757,912.27

2

	280,079,545.30	160,451,148.76	207,038,979.55	132,757,912.27

	463,026.93	375,989.23	3%
	308,682.61	255,483.92	2%
	1,854,996.78	1,537,623.20	--

57

	9,271,118.52	6,341,527.27
	1,781,986.70	4,619,888.24
	2,171,558.57	2,734,834.50
	3,975,122.00	3,366,950.71
	2,875,256.99	2,553,754.15
	9,184,472.50	8,891,909.20
	2,397,734.77	1,921,710.24
	906,455.73	953,189.41
	2,143,861.33	1,796,766.30

	-9,459,153.47	-6,358,716.97
	114,656.44	86,860.46
	5,160.74	66,349.27
	-9,339,336.29	-6,205,507.24

60

--	--	--

61

1

	220,458.95	9,090,838.14
	220,458.95	9,090,838.14

2

--	--	--

3

	220,458.95	-24,198.91	
	220,458.95	-24,198.91	--

62

	1,840,894.44	-1,581,050.33

	1,840,894.44	-1,581,050.33
--	--------------	---------------

63**1**

	1,000.00	156,100.00	1,000.00
	11,278,969.20	14,673,273.61	
	0.20	72,700.00	0.20
	11,279,969.40	14,902,073.61	1,000.20

2

			/	
		106,600.00		

17,500.00

	435,099.26
	1,000.00
	3,603,064.37
	4,039,163.63

6

--	--

2

	--	--
	--	--

3

--	--	--

2

--	--	--	--	--	--	--	--	--	--

--	--	--	--	--	--	--

	POS		13,846.15	0.01%	679,487.18	0.34%

2 /

/

/	/	/	/	/	/	/
---	---	---	---	---	---	---

/

/	/	/	/	/	/	/
---	---	---	---	---	---	---

/

3

--	--	--	--	--	--	--

			2012 01 01	2014 12 31		505,362.00

84,227.00

4

--	--	--	--	--	--

5

--	--	--	--	--

2

3

4

5

1

2

1

2

1

--	--	--	--

2

3

	0.00				0.00
	0.00				0.00

8

9

1

1

	287,823,341.33	99.98%	16,231,749.66	5.64%	196,877,975.33	99.97%	14,859,164.35	7.55%
	287,823,341.33	99.98%	16,231,749.66	5.64%	196,877,975.33	99.97%	14,859,164.35	7.55%
	59,840.00				59,840.00	0.03%		
	287,883,181.33	--	16,231,749.66	--	196,937,815.33	--	14,859,164.35	--

1	--	--	--	--	--	--	--	--
1	279,029,468.41	96.94%	13,951,473.42		179,698,272.80	91.24%	8,984,913.64	

1	2	7,647,867.42	2.66%	1,529,573.48	10,875,145.17	5.52%	2,175,029.03
2	3	790,605.50	0.27%	395,302.75	5,210,671.36	2.65%	2,605,335.68
3		355,400.00	0.12%	355,400.00			

5

6

		119,909,596.90		41.65%
		45,434,282.32		15.78%
		27,125,589.71		9.42%
		10,943,168.00		3.80%
		8,822,530.00		3.06%
	--	212,235,166.93	--	73.71%

7

--	--	--	--

	6,639,662.25	71.83 %	1,404,872.15	15.20 %	5,169,467.97	53.96 %	935,848.50	18.10 %
	6,639,662.25	71.83 %	1,404,872.15	15.20 %	5,169,467.97	53.96 %	935,848.50	18.10 %
	751,367.44	8.13%			1,059,842.05	11.06 %		

	751,367.44			
	751,367.44		--	--

2

--	--	--	--	--

--	--	--	--	--

3

--	--	--	--	--

4**5% 5%**

5**6**

		1,852,543.52		20.04%
		1,159,920.00		12.55%
		751,367.44		8.13%
		445,134.58		4.82%

		392,768.00		4.25%
	--	4,601,733.54	--	49.79%

7

			751,367.44	8.13%

Exadigm,
Inc.

4

106,957,622.79

2

--	--	--	--

3

	220,458.95	-24,198.91	
	220,458.95	-24,198.91	--

6

1	--	--
	21,614,923.60	-21,051,819.92
	1,841,608.96	-1,443,955.91
	2,168,880.86	1,838,958.92
	292,607.54	172,177.25



2014