





<b>2015</b>	.....	<b>2</b>
	.....	<b>2</b>
	.....	<b>6</b>
	.....	<b>10</b>
	.....	<b>25</b>
	.....	<b>34</b>
	.....	<b>38</b>
	.....	<b>40</b>
	.....	<b>144</b>




			300130
	Shenzhen Xinguodu Technology CO.,LTD		
	XGD		
	17A		
	518040		
	17A		
	518040		
	www.xinguodu.com		
	xgd-zqb@xinguodu.com		

	17A	17A
	0755-83481391	0755-83481391
	0755-86319990	0755-86319990
	liyanfang@xinguodu.com	fangyuan@xinguodu.com

	www.cninfo.com.cn

--	--	--	--

	28,358.08	
	3,350,458.26	--

1 —

1 —

1 —

**1**

**2**

1

2015 1 5

6 2015 6

2015 1 27

2

2015 6

43,031.78

49.31%

16,622.23

38.63%

6,196.80

14.40%

10,835.86

25.18%

3

2015

68%

4



**1**

2015		34,331.74	22.58%	3,702.02	24.56%
	3,519.94	24.33%			

24.56%



2

2.70%	45.71%	39.04%	990.22
135.53%	61.80%		



1

2015

“ ”

1

2

2015 4 22

2015 6 1

“ ”

3

IT

4

Apple-Pay

POS

POS

POS

2015

**10**

2015

1

2015

POS

100%

30%

2

2015

2014

2015

3

2015

0dce0461 1 e1d2208ee087304ac2276f4ee08754e5a0db4.2467 0 TD(2015)Tj20333 TD(2015803de091e1-217>TjTT3 1 Tfc31d0f2763d11c<1441b0eea1300cc8f087

3

2015

68%

Exadigm, Inc

				0.00%
2010	64,633.49	41,016.49	2015 6 30	
59,772.33				3,041.83
2015 1 26				
	3,123.16		3,114.18	
	15,176.41		“	”
35,633.44				


2

	( )	(1)	(2)	(3) (2)/(1)						
1.		2,690	2,690	1,967.88	73.16%	2012 12 10				
2.		5,621	5,621	3,041.83	54.12%		162.26	1,104.96		
3.		15,306	15,306	127.16	15,176.41 99.15%					
4.				3,123.16						



1	2011			2011	3	21			
									, 2011
4	1			1					2012
8	27			2012					“
				”					
							1		2 2021

	2012-28
	2010 12 31 1,293 [2010]2404 2011 3 3 1293 , 2011 4 21
	“ ” 829.6 “ ” 5,621 2013 12 31 2010 6 2010 2 “2” “ ” 2 2015 1 26 2015 1 26 “ ” 3123.16



						31			
	--	15,306	127.16	15,176.41	--	--	0	--	--
( )	1		2012 3 31						
			2012 4 26		2011				
					"		"		
					"		"		
			"		"	15,306			2,500
				12,806					
				1,475.71					
						2			
						2			
									2012
	8 27		2012						
			"		"			1	



---

	56,200	24,260	24,260	--	-58,491.81	--	--

**3**

**1**

**2**

**4**

**1**

**2**

**3**

“

”

“ ”

2014

**1**

			2	3	4				5	
	30%	5,000			0				2015-04-10	2015-046

	100%	25,200			0	0.00%			2015-05-14	2015-06-01 100%

2

3

2014 2 21

www.cninfo.com.cn

2014

2014 4 10

www.cninfo.com.cn

2014

2014 5 12

www.cninfo.com.cn

2014 5 9

159

152

646.34

1

5 5 1 È @ ì ü %

JLC1	036143				
2015 1 27		www.cninfo.com.cn			2015 1 26
	139,000			6,077,400	
2015 2 2		www.cninfo.com.cn			
2015 3 31		www.cninfo.com.cn			
2015 3 27					
2015 4 2		www.cninfo.com.cn			
				15.32	15.22
2015 5 14		www.cninfo.com.cn			
2015 5 13					
2015 6 19		www.cninfo.com.cn			
		2015 6 19			
					6,053,400
12,106,800			12,106,800	400,000	
	15.22	7.585			
2015 7 8		www.cninfo.com.cn			
					2015 7 6 2016 5 9
	145		2,421,360	7.585	

1

2

3

4

1

1

2

3

2

3

--	--	--	--	--	--	--	--

4

**5%**









2

3



		“			
		”			
		“		2010 09 30	9999-12-31
		”			
		2014 1 3		2014 01 07	2014 1 7 2015 1 7
		8,200			



1

	40,601,250	35.52%	0	0	40,601,625	375	40,602,000	81,203,250	35.52%
1	0	0.00%	0	0	0	0	0	0	0.00%
2	0	0.00%	0	0	0	0	0	0	0.00%
3	40,601,250	35.52%	0	0	40,601,625	375	40,602,000	81,203,250	35.52%
	0	0.00%	0	0	0	0		0	0.00%
	40,601,250	35.52%	0	0	40,601,625	375	40,602,000	0	0.00%
4	0	0.00%	0	0	0	0	0	0	0.00%
	0	0.00%	0	0	0	0	0	0	0.00%



		33.31%	76,140,000	380700	57,105,000	19,035,000		7,000,000
		11.10%	25,380,000	126900	19,035,000	6,345,000		23,696,860
		4.99%	11,400,000	114000	0	11,400,000		
		4.05%	9,260,000	-343000	0	9,260,000		
		2.06%	4,720,000	472000	0	4,720,000		
		1.46%	3,346,860	334686	0	3,346,860		
		1.36%	3,120,000	312000	0	3,120,000		
		1.24%	2,835,324	2,835,324	0	2,835,324		
		1.03%	2,358,505	2,358,505	0	2,358,505		
		1.01%	2,300,598	2,300,598	0	2,300,598		

---


19,035,000

**1**

--	--	--	--	--	--	--	--	--	--	--

38,070,000      0      0



**1**

2015 06 30

	296,992,606.12	515,970,004.73
	19,982,002.63	75,755,288.58
	400,252,966.76	

	20,642,286.13	7,493,811.49
	1,008,710,313.70	1,036,891,345.42
	3,361,250.00	3,121,250.00
	40,168,677.36	24,526,601.30
	29,778,166.05	26,981,294.82
	233,422,439.85	230,792,939.85
	32,415,104.92	32,546,268.45
	184,275,749.04	
	7,082,320.97	5,365,973.02
	10,526,835.35	10,441,999.07
	10,592,314.00	10,592,314.00
	551,622,857.54	344,368,640.51
	1,560,333,171.24	1,381,259,985.93
	50,000,000.00	

—iSHAg y~ b1 0=a ^ 2 qdF bi XF qb bi X2 q E!-. XF qb\$ bi X2F f\$xt Ž0VF r H -! €HAg y~ bá €HAg € bá €HAg y~ bá €HAg € G,,5



	574,053,443.58	671,145,093.66
	17,440,475.56	17,440,475.56
	356,977,305.37	327,492,908.55
	1,177,071,224.51	1,130,378,477.77
	3,708,152.75	2,923,212.55
	1,180,779,377.26	1,133,301,690.32
	1,560,333,171.24	1,381,259,985.93

2

	165,027,835.76	354,446,108.16
	18,807,627.90	75,695,657.58
	379,437,130.86	298,964,114.51
	2,017,540.82	3,082,586.36
	185,076.61	1,451,084.12
	22,489,435.27	17,983,659.53
	183,721,165.20	134,309,360.30
	20,642,286.13	7,493,811.49
	792,328,098.55	893,426,382.05

	3,121,250.00	3,121,250.00
	811,228,677.36	543,586,601.30
	25,449,376.25	23,818,669.90
	1,806,973.01	1,824,618.46
	3,738,054.06	4,269,621.98
	8,238,386.29	8,238,386.29
	10,592,314.00	10,592,314.00
	864,175,030.97	595,451,461.93
	1,656,503,129.52	1,488,877,843.98
	50,000,000.00	
	96,088,542.76	48,847,926.39
	445,232,918.94	364,601,551.65
	24,585,457.19	32,140,589.98
	26.25	19,404,455.90
	6,748,108.03	7,166,716.99
	129,602,462.05	104,760,011.86

	752,257,515.22	576,921,252.77
	11,950,000.00	6,100,000.00
	11,950,000.00	6,100,000.00
	764,207,515.22	583,021,252.77
	228,600,000.00	114,300,000.00

	343,317,374.79	280,079,545.30
	343,317,374.79	280,079,545.30
	327,678,560.68	242,162,925.36
	212,335,737.35	160,451,148.76
	3,634,951.49	1,854,996.78
	33,769,945.08	34,707,567.11
	76,715,250.45	52,647,654.56
	-3,567,240.72	-9,339,336.29
	4,789,917.03	1,840,894.44
“ ”		
“ ”	642,076.06	220,458.95
	642,076.06	220,458.95
“ ”		
“ ”	16,280,890.17	38,137,078.89
	20,831,161.79	11,279,969.40
	91,809.57	342,492.95
“ ”	37,020,242.39	49,074,555.34
	1,035,905.37	

	784,940.20	187,106.26
1.		
2.		
1.		
2.		
3.		
4.		
5.		
6.		
	35,984,337.02	46,704,550.48
	35,199,396.82	46,517,444.22
	784,940.20	187,106.26
	0.15	0.205
	0.15	0.205
	0.00	0.00

4

	343,272,907.59	279,602,887.53
	299,931,358.45	205,141,219.78
	2,055,654.89	1,225,612.39
	23,435,128.13	24,156,002.27
	46,586,187.06	33,957,962.02
	-1,869,654.40	-3,105,137.01
	5,007,241.00	1,841,608.96
“ ”		
“ ”	642,076.06	220,458.95
	642,076.06	220,458.95
“ ”	-31,230,931.48	16,606,078.07
	7,988,660.61	5,351,338.48
	84,821.74	342,492.95
“ ”	-23,327,092.61	21,614,923.60
“ ”	-23,327,092.61	21,614,923.60
1.		
2.		
1.		

2.		
3.		
4.		
5.		
6.		
	-23,327,092.61	21,614,923.60
	-0.100	0.095
	-0.100	0.095

5

		4.6FBG6YdyxGQ7de(hy6BRC
--	--	-------------------------

	233,249,243.03	195,139,209.11
	87,353,212.06	61,810,609.89
	38,340,282.83	20,275,130.67
	32,719,082.61	37,115,043.91
	391,661,820.53	314,339,993.58
	-2,649,691.73	-54,289,865.10
		5,599.00
	6,250,000.00	1,930,000.00
	6,250,000.00	1,935,599.00
	48,776,730.38	58,153,807.26
	15,000,000.00	
	206,467,359.78	
	270,244,090.16	58,153,807.26
	-263,994,090.16	-56,218,208.26
	50,000,000.00	

	3,109,053.30	7,702,179.24
	53,109,053.30	7,702,179.24
	5,442,670.02	4,540,500.00
4,54058		

a1G1P5S1d150p2sCG@x@F1b<PD-0p1b0xGa"yG10GR"eCE"yG10GR"eCxCR .0ldX .6C@R<PD=VD1&Yc			

	114,300,000.00				671,145,093.66				17,440,475.56		327,492,908.55	2,923,212.55	1,133,301,690.32

3												-5,715,000.00	-5,715,000.00
4													
	114,300,000.00												
	114,300,000.00												

ÊC32.17140.82 re f 403.

	114,30 0,000. 00				641,920 ,393.65				14,194, 970.80		262,587 ,027.37	2,932,6 28.78	1,035,9 35,020. 60
					29,224, 700.01				3,245,5 04.76		64,905, 881.18	-9,416. 23	97,366, 669.72
											79,581, 385.94	-9,416. 23	79,571, 969.71
					29,224, 700.01								29,224, 700.01
1													
2													
3					29,224, 700.01								29,224, 700.01
4													
									3,245,5 04.76		-14,675, 504.76		-11,430, 000.00
1									3,245,5 04.76		-3,245,5 04.76		
2													
3											-11,430, 000.00		-11,430, 000.00
4													
1													
2													
3													
4													
1													



1											
2										-5,715,000.00	-5,715,000.00
3											
	114,300,000.00				-114,300,000.00						
1	114,300,000.00				-114,300,000.00						
2											
3											
4											
1											
2											
	228,600,000.00				569,392,871.56				17,440,475.56	76,862,267.18	892,295,614.30


			047.64	7.64
				26,291,36 2.21
				26,291,36 2.21
		3,245,504 .76	-14,675, 504.76	-11,430,0 00.00
		3,245,504	-3,245,5	
			-11,430, 000.00	-11,430,0 00.00

---

		300.00	120.00	
40.00%	90.00	30.00%		
90.00	30.00%		[2001] 347	
	4403012070860			
2001 12 12		30.00%		
	70.00%		30.00%	2002
1 28				
2004 5 21		1,200.00		

2008  
 750.00 4,750.00  
 ( ) ( )  
 11 5,002.50  
 750.00 4,252.50  
 4,750.00 [2008]74  
 2008 7 18  
 2009 6 5 ( ) 1.684%  
 2009 6 22  
 2009 6 22 ( ) 2.105%  
 2009 6 22  
 2009 7 15 ( “ ”)  
 120 ( “ ”) 2009 8 10  
 (2009 12 )  
 2009 8 26  
 2009 T-10801  
 2.5263%  
 2009 9 27  
 120 900.00 484.02  
 20 10 50  
 20 2009 9 30  
 2009 9 30

	( )	
	2,115	44.5263%
	705	14.8421%
	705	14.8421%
	160	3.3684%
	100	2.1053%
	80	1.6842%
	60	1.2632%
	60	1.2632%
	60	1.2632%
	60	1.2632%
	50	1.0526%
	50	1.0526%
	50	1.0526%
	50	1.0526%
	50	1.0526%

---

	50	1.0526%
	50	1.0526%
	40	0.8421%
	40	0.8421%
	40	0.8421%
	40	0.8421%
	40	0.8421%
	40	0.8421%
	35	0.7368%
	30	0.6316%
	20	0.4211%
	20	0.4211%
	20	0.4211%
	20	0.4211%
	10	0.2105%

6

2015 8 13

7

2015

100%

100%

11,000

\*1

*7					
----	--	--	--	--	--

\*1 “ ” 2007 11 50.00  
 100% ( ) [2007]165  
 2009 2 24 950.00 ( )  
 [2009]22 2009 3 9 1,000.00  
 100%  
 2011 4 1 10,000.00  
 [2011]121 11,000.00 100%  
 2011 5 19

\*2 ( “ ”) 2009 4 15 300.00 100%  
 (2009)5-024  
 2009 6 16 1,000.00  
 (2009)196 2009 6 17 1,300.00  
 100%

\*3 ( “ ”) 2009 5 7 300.00  
 100% (2009) X044

\*4 ( “ ”) 2011 8 17  
 15,000.00 3,000.00 2,700 90.00%  
 (2011)303 2012 6 15 10,800.00  
 13,800.00 [2012] 193 2014 2 26  
 13,000 [2014] 028  
 2012 5 21 15,000.00 27,806.00  
 12,806.00 26,606.00  
 26,306.00 [2012] 314  
 2014 1 3 27,806 40,806 2014 2 26  
 13,000 [2014] 028

5\* ( “ ”) 2015 3 10 20,000.00

6\* ( “ ”) 2015 4 23 6,000.00

7\* ( “ ”) 2015 5 14  
 25,200 22,680 2015 6 30

1

) ( “ ”)  
 15 — (2014 )

2

%&

1

2

% % %& ' %

3

% % %& ' %

4

5

1

1

2

3

4

2

1

2

3

1

2

**6**

2

10

1

2

1

1

2

3

1

2

3

4

2

3

1  
2

50% 50%

20% 20%

50%

2

Ä2

Ä250%

---

1	1	5.00%	5.00%
1	2	20.00%	20.00%
2	3	50.00%	50.00%
3		100.00%	100.00%

**3**



2

3

% 3

1

22 —

2

22 —

3

22 —

4

5

22 —

4

- 1
- 2
- 3
- 4

16

1

%

&amp;

2

		40	5.00%	2.375%
		5	5.00%	19%
		5	5.00%	19%
POS		5	5.00%	19%
		5	5.00%	19%

3

17

1

2

18

1

1

2

3

2

3

3

4

19

20

21

1

1

---

**2**

1

	50	
	5	

2

**2**

**1**

**2**

1

2

3

4

5



2

3

4

25

1

2

26

%

%

29

1

2

“#DMP@Bó ¼,À,ÌÀ ÍIX p"·w•0  
âx,ù<L\$RÃPKÏ0ÈRÀ

2

2

1

2

32

33

1

2

34

1

		17% 6%
		5%
		7%
		3%
		2%

	15%
	15%
	12.5%
	25%
	0%
	15%
	25%
	25%

2

(1)

[2011]4

17

3

V2.0 2007 12 2001 8 ( R-2001-0043) POS  
( DGY-2007-1230) 2008 4

, ( ) “  
V1.0” “ SZM11 V4.0”  
(2001-1-19) 2008 3 31 ( DGY-2008-0172 DGY-2008-0173) 2008 11

2011 1 1

[2011]100

“

17%

3%

”

2002 12 31

( R-2002-0057)

(2)

2011 10 31

GF201144200147

2014

9 30

GF201444201725

2015

15%

[2015]890

2014 1 1 2016 12 31 15%

[2012]27

2015 1 1

2015 12 31

2011 10 14

GF201133000515

4

1

	19,082,002.63	75,755,288.58
	900,000.00	
	19,982,002.63	75,755,288.58

2

--	--

3

--	--	--

4

--	--

5

1

	430,317,794.34	100.00%	30,064,827.58	6.98%	400,252,966.76	319,187,964.41	100.00%	20,082,003.95	6.29%	299,105,960.46
	430,317,794.34	100.00%	30,064,827.58	6.98%	400,252,966.76	319,187,964.41	100.00%	20,082,003.95	6.29%	299,105,960.46

1		
1	404,780,817.01	
1 2	17,204,782.22	
2 3	3,894,729.66	
3	4,437,465.45	
	430,317,794.34	

40.86	5.00%
56.44	20.00%
4.83	50.00%
45	100.00%
3	6.98%

---

---

165,769,623.06

1

38.52%

7

1

	337,730.94	1,856,222.19
	337,730.94	1,856,222.19

2

--	--	--	--	--

8

1

( )		
-----	--	--

2

1

( )				
-----	--	--	--	--

9

1

	10,154,4	82.23%	3,166,66	31.18%	6,987,830	7,854,9	100.00%	1,765,382	22.47%	6,089,565.6

	93.43		2.90		.53	47.82		.21		1
	2,194,603.00	17.77%	500,000.00	22.78%	1,694,603.00					
	12,349,096.43	100.00%	3,666,662.90	29.69%	8,682,433.53	7,854,947.82	100.00%	1,765,382.21	22.47%	6,089,565.61

1			
1		5,271,040.52	263,352.00
			5.00%

--	--	--	--	--	--

4

		5,101,117.21	1,552,679.61
		5,334,625.60	6,177,186.26
		571,097.58	125,081.95
		1,342,256.04	
		12,349,096.43	7,854,947.82

5

		1,373,440.00	1	11.12%	
		1,159,920.00	3	9.39%	1,159,920.00
		800,000.00	1 2	6.48%	160,000.00
		657,069.00	1 2	5.32%	86,861.70
		500,000.00	3	4.05%	500,000.00
	--	4,490,429.00	--	36.36%	1,906,781.70

6

--	--	--	--	--

7

8

**10****1**

	39,917,750.78	1,435,110.52	38,482,640.26	26,264,411.71	1,156,324.92	25,108,086.79
	77,765,425.92	2,625,590.37	75,139,835.55	59,738,867.08	2,625,590.37	57,113,276.71
	16,225,498.45	159,922.86	16,065,575.59	5,049,967.93	98,688.36	4,951,279.57
	13,681,094.12	0.00	13,681,094.12	3,854,858.07		3,854,858.07
	68,458,905.59	104,997.57	68,353,908.02	36,473,280.71	93,675.85	36,379,604.86
	216,048,674.86	4,325,621.32	211,723,053.54	131,381,385.50	3,974,279.50	127,407,106.00

**2**

	1,156,324.92		278,785.60			1,435,110.52
	2,625,590.37					2,625,590.37
	98,688.36		61,234.50			159,922.86
	93,675.85		11,321.72			104,997.57
	3,974,279.50		351,341.82			4,325,621.32

**3****4**

--	--

**11**

--	--	--	--	--

12

--	--	--

13

	871,087.20	871,991.00
	19,771,198.93	6,621,820.49
	20,642,286.13	7,493,811.49

14

1

	3,361,250.00		3,361,250.00	3,121,250.00		3,121,250.00
	3,361,250.00		3,361,250.00	3,121,250.00		3,121,250.00
	3,361,250.00		3,361,250.00	3,121,250.00		3,121,250.00

2

--	--

	3,121,250. 00	240,000.00		3,361,250. 00					--	

**4**

--	--	--	--	--	--

**5**

--	--	--	--	--	--	--

**15**


**1**


(cdRgyB6E)%00

2

3

17





---

3.	0.00	0.00	13,200.25	0.00	560,177.26	573,377.51
----	------	------	-----------	------	------------	------------

--	--

5

--	--	--

20

1

	233,422,439.85		233,422,439.85	230,792,939.85		230,792,939.85
	233,422,439.85		233,422,439.85	230,792,939.85		230,792,939.85

2

	278,060,000.00	230,792,939.85	2,629,500.00			233,422,439.85	83.95%	90%				
	278,060,000.00	230,792,939.85	2,629,500.00			233,422,439.85	--	--				--

3

--	--	--

21

--	--	--

22

--	--	--

23

1

2

24

25

1

	33,376,838.80			4,119,628.88	37,496,467.68
1.	33,376,838.80			3,269,778.13	36,646,616.93
2.				849,850.75	849,850.75
1				299,360.66	299,360.66
2					
3				550,490.09	550,490.09



2

--	--	--	--

26

--	--	--	--	--

27

1

	0.00	184,275,749.04			184,275,749.04
		184,275,749.04			184,275,749.04

2

--	--	--	--	--

28

	2,864,525.00	1,449,483.42	455,602.82	3,858,405.60
	45,000.02		4,999.98	40,000.04
	2,456,448.00		160,329.00	2,296,119.00

---

		883,632.10			883,632.10
		4,164.23			4,164.23

5

--	--	--	--

30

	10,592,314.00	10,592,314.00
	10,592,314.00	10,592,314.00

31

1

	50,000,000.00	
	50,000,000.00	

2

--	--	--	--

32

--	--	--


33

34

--	--	--




		476,148.31
	162,965.39	428,262.24
	25,200,000.00	
	25,362,965.39	904,410.55



--	--

--	--

--	--

--

46

1

--	--	--

2

3

4


47

1

--	--	--

48

1

--	--	--

2



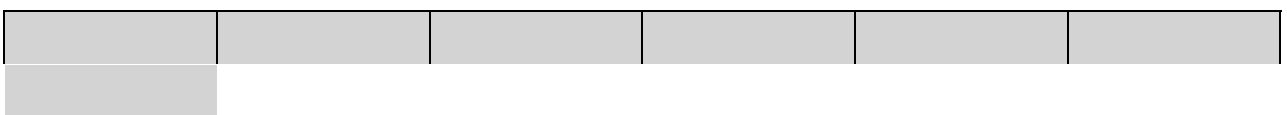
49



50



51



	800,000.00		800,000.00			
	420,000.00				420,000.00	
pos	1,500,000.00		1,500,000.00			
S-POS	1,500,000.00				1,500,000.00	
G	2,700,000.00				2,700,000.00	
	3,000,000.00				3,000,000.00	
	400,000.00		400,000.00			
" POS "		2,250,000.00			2,250,000.00	
PCP4.0		4,000,000.00			4,000,000.00	
		7,500.00	7,500.00		7,500.00	

---

--	--	--	--	--	--	--	--

2014

54

1

2


55


.65

59

	17,440,475.56			17,440,475.56
	17,440,475.56			17,440,475.56

		2,891.05
	2,092,158.72	1,080,396.19

65

	-4,545,193.57	-9,459,153.47
	140,702.09	114,656.44
	2,244.07	5,160.74
	835,006.69	
	-3,567,240.72	-9,339,336.29

66

h		

	3,491,300.00	1,000.00	3,491,300.00
	17,012,019.78	11,278,969.20	
	327,842.01	0.20	327,842.01
	20,831,161.79	11,279,969.40	3,819,142.01

			/
		1,000.00	
2012			
POS	800,000.00		
POS	1,500,000.00		
2012	400,000.00		
	7,500.00		
2014	20,600.00		
	750,000.00		
2014	4,200.00		
2014	9,000.00		
	3,491,300	1,000.00	--

	3,686.75		3,686.75
	88,122.82	342,492.95	88,122.82
	91,809.57	342,492.95	91,809.57

**71****1**

	564.38	225,349.73
	1,035,340.99	2,144,655.13
	1,035,905.37	2,370,004.86

**2**

	37,020,242.39
/	9,255,060.60
	-6,866,087.35
	1,754,900.05
	-687,257.93
	3,543,088.70
	-3,572,419.70
	1,035,340.99
	-3,426,719.99
	1,035,905.37



	3,109,053.30	7,702,179.24
	3,109,053.30	7,702,179.24

6

	14,249,364.63	6,875,200.00
	14,249,364.63	6,875,200.00

74

1

1	--	--
	35,984,337.02	46,704,550.48
	4,789,917.03	1,840,894.44
	3,142,816.91	2,405,785.85
	616,507.93	626,385.92
	620,931.80	406,856.24
“ ”	3,686.75	-88.63
“ ”	0.00	
“ ”	0.00	
“ ”	-1,590,562.05	-7,698,243.99
“ ”	-642,076.06	-220,458.95
“ ”	1,035,338.15	2,144,655.13
“ ”	0.00	
“ ”	-60,449,494.26	-41,022,039.78
“ ”	-159,581,005.58	-83,152,855.23
“ ”	156,211,560.71	16,186,993.41

	17,208,349.92	7,487,700.01
	-2,649,691.73	-54,289,865.10
2	--	--
3	--	--
	263,516,575.51	556,532,962.08
	496,743,338.75	670,754,556.20
	-233,226,763.24	-114,221,594.12

**2**

	226,800,000.00
	--
	226,800,000.00
	20,332,640.22
	--
	20,332,640.22
	--
	206,467,359.78

**3**

	--
	--
	--

**4**

--	--	--

	263,516,575.51	496,743,338.75
	33,006.24	99,745.11
	270,497,235.15	496,643,593.64
	263,516,575.51	496,743,338.75

75

“ ”

76

--	--	--

77

1

	--	--	1,117.85
	180.30	6.2	1,117.85

2

78

79

1

1

	2015 05 29	113,400,000. 00	45.00%		2015 06 16			
	2015 06 26	113,400,000. 00	45.00%					
		25,200,000.0 0	10.00%					

2015 5 14

2.52

100%

2015 5 29

1.134

2015 6 26

1.134

2015 6 16

2

--	252,000,000.00
	252,000,000.00
	67,724,250.96
/	184,275,749.04

3

	81,073,147.08	81,073,147.08
	20,332,640.22	20,332,640.22
	20,694,834.40	20,694,834.40
	28,001,888.34	28,001,888.34
	1,586,540.47	1,586,540.47
	185,983.74	185,983.74
	13,348,896.12	13,348,896.12
	10,515,233.78	10,515,233.78
	67,724,250.96	67,724,250.96
	67,724,250.96	67,724,250.96

4

5

**3**



6

1

1

				100.00%		
				100.00%		
				100.00%		
				96.32%		
[REDACTED]				100.00%		
				100.00%		
				100.00%		
				100.00%		

2

		3.68%	784,940.20	3,708,152.75

3

	176,938, 776.84	252,778, 632.18	429,717, 409.02	13,676,0 69.52		13,676,0 69.52	155,113, 577.54	250,361, 045.12	405,474, 622.66	10,786,3 89.74		10,786,3 89.74

	19,926,794.3 3	21,353,106.5 8	21,353,106.5 8	-78,176.84	0.00	5,089,941.84	5,089,941.84	-1,109,176.50

4

5

2

1

2

--	--

3

1

				20.00%		

20%

20%

2

	/	/

3

	/	/
	66,054,226.95	76,470,856.59
	3,218,499.62	3,407,106.02
	69,272,726.57	79,877,962.61
	4,266,967.41	16,509,694.63
	4,266,967.41	16,509,694.63

	8,474,493.40	4,611,083.03
	3,210,380.37	1,102,294.76
	3,210,380.37	1,102,294.76

4

	/	/
	--	--
	--	--
	--	--
	15,000,000.00	0.00
	--	--
--	0.00	0.00
--	0.00	0.00
--	0.00	0.00



8657<0e>4080a2cfc>5.7Tf 7g 2978 g 177 0 Tc (7)Tj /TT853>0c ( e Tf 9 0 0 9 498.1199 7.5514D <02c4>Tj /TT5 1 T

6

--	--	--



2

3


4


5

1

/

--	--	--	--	--	--

/

--	--	--	--

/	/	/	/	/	/	/
---	---	---	---	---	---	---

/

**3**

--	--	--	--

		518,661.00	505,362.00

42 17.2

2008 12 30 17A

17B 17C 17D 886.6 2009 1 1 2011 12 31

80 / / 70,928.00

2009 3 27 2009

72 / / 63,835.00

2011 2011 10 14

95 / / 84,227.00 2011 10 1

2011 12 31

2012 3 31

17A 17B 17C 17D 95 / /

2012 1 1 2014 12 31

2012 17A

17C 17D 100 / / 2015 4 1 2017 12 31

17B 100 /

/ 2015 4 1 2017 12 31

**4**

--	--	--	--



7

8

1

	0.00
	0.00
	0.00
	7.585      2014   5   9      2017 5   9

2

	Black-Scholes
	46,433,049.93
	17,208,349.92

3

4

2014 2 20

&lt;

<

2014 5 9

2014 7 3

2015 1 26

2015 2 2

2015 3 27

1-3 2014

2015 4 2

15.32 15.22

2015 5 13

146

1,215,480

2015 5 14

2015 6 19

**5**

**1**

2015 6 30

**2**


**1**

2015 6 30

2

3

1




2

3

4

1

1



2



2

3

1

2

4

5

--	--	--	--	--	--	--

ÅB6

1

2

	403,211, 336.63	100.00%	23,774,2 05.77	5.90%	379,437,1 30.86	319,035 ,503.41	100.00%	20,071,38 8.90	6.29%	298,964,11 4.51
	403,211, 336.63	100.00%	23,774,2 05.77	5.90%	379,437,1 30.86	319,035 ,503.41	100.00%	20,071,38 8.90	6.29%	298,964,11 4.51

1			
1	387,445,290.37	19,372,264.52	5.00%
1 2	12,079,267.94	2,415,853.59	20.00%
2 3	3,401,381.32	1,700,690.66	50.00%
3	285,397.00	285,397.00	100.00%
	403,211,336.63	23,774,205.77	5.90%

2

3,702,816.87

0.00

3

--	--	--	--	--	--

**4**

		165,769,623.06	1	41.11%
		452,626.99	1 2	0.11%
		59,527,243.55	1	14.76%
		2,439,224.00	1 2	0.60%
		1,489.00	2-3	0.00%
		14,616,944.96	1	3.63%
		12,332,623.25	1	3.06%
		9,589,060.00	1	2.38%
		6,900.00	1 2	0.00%
		264,735,734.81		65.66%

**5**

**6**

		625,870.00	0.15%
		625,870.00	0.15%

**2**

**1**




--	--	--	--	--	--

4

	2,323,561.77	1,204,747.00
	22,259,821.96	17,799,493.75
	356,021.60	297,494.71
	24,939,405.33	19,301,735.46

5

		13,676,069.52	2-3	54.84%	
		2,404,000.00	3	9.64%	
		1,538,844.94	3	6.17%	
		1,159,920.00	3	4.65%	1,159,920.00

1,100,000.00 1

**3**

---



24,526.60

1.30

1 —

2

		/	/
	3.07%	0.15	0.15

&\$%

